

Say Yes to FCS Lesson Plan

Topic:

Say Yes to FCS – What is Family and Consumer Sciences?

Grade Level: 7-12

Time Frame: 20 - 60 Minutes

Materials Needed:

Worksheets:

- Design a Family and Consumer Sciences Teacher
- Design an FCCLA Adviser
- Design a Family and Consumer Sciences Classroom
- Design a Family and Consumer Sciences Schedule
- Design a Family and Consumer Sciences Professional
- Extra lined paper as needed

Objective:

- Students will research what it is to be a Family and Consumer Sciences professional.
- Students will gain understanding of becoming a teacher, adviser or professional in the FCS field.
- Students will learn how to set up a FCS classroom and schedule.

Family and Consumer Sciences Standards:

Career, Community and Family Connections: 1.1.4, 1.1.6, 1.2.1, 1.2.2, 1.2.3, 1.2.5, 1.2.7, & 1.2.8

Instructions:

1. The five worksheets can be done by students as a set, or each can be done individually.
2. Student should follow directions on each worksheet to research the answers to questions.
3. Provide extra lined paper for answers as needed.

Follow Up Questions:

- What did you already know about FCS?
- What did you learn about FCS?
- How are FCS and FCCLA related?
- What skills do you need to be an FCS professional?
- What makes a good FCS professional?

Notes:

Say Yes to FCS Worksheet

NAME: _____

Design a Family and Consumer Sciences Teacher

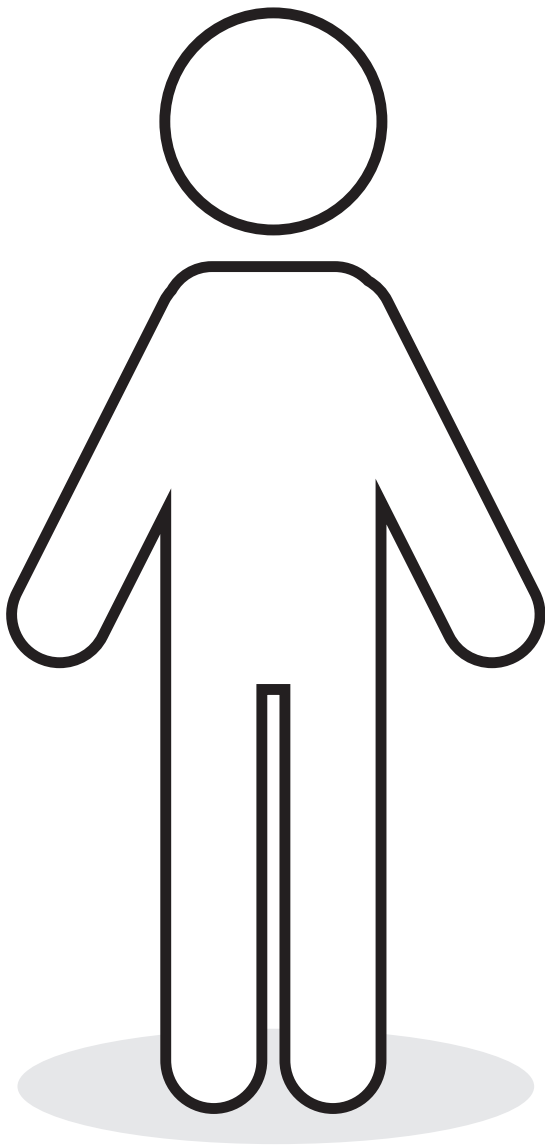
Student Directions: Congratulations, you are a Family and Consumer Sciences teacher! The best part is, you get to design your own success. For each item on the worksheet, research and record what it would look like if you were a FCS teacher.

Skill set: Design your teacher skill sets. Consider the skills you feel make a successful FCS educator and illustrate them in word bubbles or attire. Draw and color your skill sets on the figure and describe them.

College Education: Where would you get your FCS teaching degree? Research schools that offer Family and Consumer Science majors at: <http://www.aafcs.org/sayyes/sayyes-educator/fcs-education-programs> and choose one that interests you. Record your school of choice and why it appeals to you by drawing the school emblem on a piece of attire on your FCS professional.

Employment: Based on your college education, record where you want to live, what grade(s) you want to teach, and where you would want to be a teacher.

Income: Based on where you selected to live and teach, research middle, high school and Career and Technical Education (CTE) teachers at: <https://www.bls.gov/ooh/> and record your starting salary here.

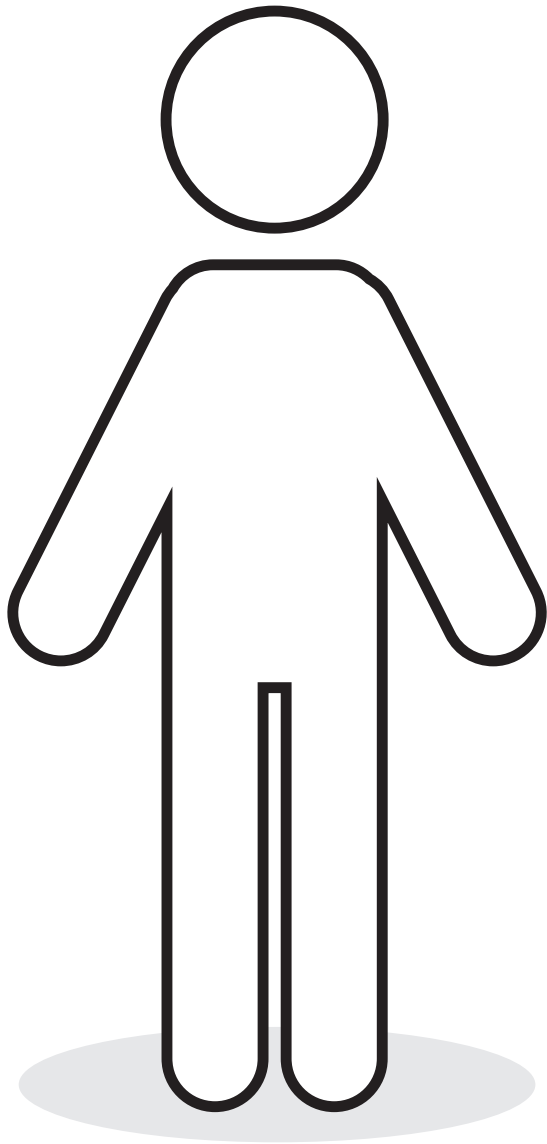


Say Yes to FCS Worksheet

NAME: _____

Design an FCCLA Adviser

Student Directions: Congratulations, you are a Family, Career and Community Leaders of America Adviser! The best part is, you get to design your own success. For each item on the worksheet, research and record what it would look like if you were an FCCLA Adviser.



Skill set: Design your teacher skill sets. Consider the skills you feel make a successful FCS educator and illustrate them in word bubbles or attire. Draw and color your skill sets on the figure and describe them.

Job Duties: Research FCCLA at: <http://fcclainc.org/> and illustrate five programs or activities you would integrate into your classroom by drawing them in word bubbles or resources for your successful adviser.

Your Chapter: Come up with a creative way to grow your FCCLA chapter and draw a bulletin board to highlight your membership campaign.

State and National Conferences: Come up with a creative way to fundraise your way to events with your chapter members and create a toolkit for your adviser with these fundraising ideas.


Employment: Know that if you are an FCS educator, you can and should be an FCCLA Adviser. The two go hand in hand for the greatest of success!

Say Yes to FCS Worksheet

NAME: _____

Design a Family and Consumer Sciences Classroom

Student Directions: Congratulations, you are a Family and Consumer Sciences teacher! You now get to design your ideal FCS classroom. Based on what Family and Consumer Sciences teachers do, found at: <http://www.aafcs.org/sayyes/sayyes-educator/career-info>. Design your ideal classroom on the graph paper below. Design elements and symbol information can be found at: <http://www.houseplanshelper.com/floor-plan-symbols.html> Points awarded for creativity, color, and thoughtful design.



What classes will you teach in this room?

What do you need in your classroom to teach your classes?

Say Yes to FCS Worksheet

NAME: _____

Design a Family and Consumer Sciences Teaching Schedule

Student Directions: Congratulations, you are a Family and Consumer Sciences teacher! The best part is, you get to design your class schedule! You can find information about courses taught in FCS at: <http://www.nasafacs.org/national-standards-and-competencies.html>

Below are the four Career pathways aligned with Family and Consumer Sciences, for each one record five careers that fall into that pathway and at least one class a Family and Consumer Sciences teacher would provide that matches those careers. In the last box list two-three skills needed for the careers listed. More information about career pathways can be found at: <http://fcclainc.org/documents/CareerExplorationOnePager.pdf>

Career Pathway	Human Services	Education and Training	Visual Arts and Design	Hospitality and Tourism
Careers				
FCS Classes				
Skills				

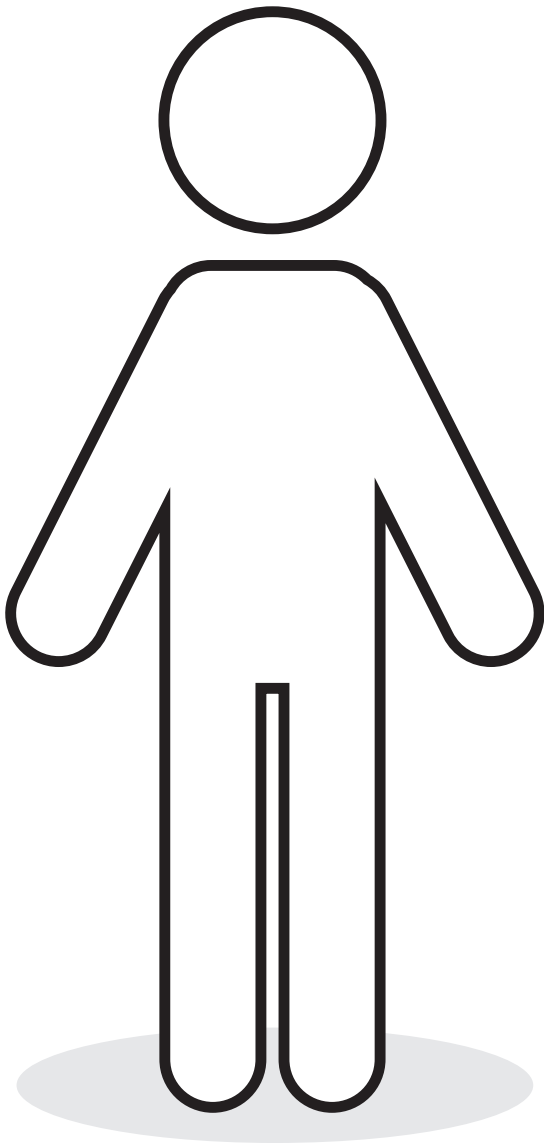
What grades do you want to teach and why?

Based on your chart, what classes would you like to teach and why? Choose three.

Say Yes to FCS Worksheet

NAME: _____

Design a Family and Consumer Sciences Professional



Student Directions: Congratulations, you are a Family and Consumer Sciences professional! The best part is, you get to design your own success. For each item on the worksheet, research and record what it would look like if you were a FCS professional.

Skill set: Design your teacher skill sets. Consider the skills you feel make a successful FCS educator and illustrate them in word bubbles or attire. Draw and color your skill sets on the figure and describe them.

What field do you work in? Learn more about FCS and careers at: <https://www.aafcs.org/careers/all-careers/fcs>
Job descriptions and duties at: <https://www.bls.gov/ooh/>
Extension agents at: <https://www.agcareers.com/career-profiles/extension-agent.cfm>

Based on this information, what FCS professional career is most interesting to you and why?

College Education: Where did you get your degree? Research schools that offer Family and Consumer Science majors at: <http://www.aafcs.org/sayyes/sayyes-educator/fcs-education-programs> and choose one that interests you and offers the field of study of which you are interested. Record your school of choice and why it appeals to you by drawing the school emblem on a piece of attire on your FCS professional.

Employment: Based on your college education, where will you live and what do you do for work?

Income: Record your starting salary information found on links provided above:

Say Yes to FCS Worksheet

NAME: _____



A series of 20 horizontal lines for writing, spaced evenly down the page.

