



STAR Events

Volunteer Handbook

Parliamentary Procedure



STAR Parliamentary Procedure

Parliamentary Procedure, a *team event*, recognizes chapters that develop a working knowledge of parliamentary law and the ability to conduct an FCCLA business meeting. Participants must take a **Parliamentary Procedure Knowledge Test**, present a **demonstration meeting** using provided planning materials, and prepare **minutes** of the meeting.

Parliamentary Procedure is sponsored in part by National Association of Parliamentarians

EVENT CATEGORIES

Junior: through grade 9

Senior: grades 10–12

Occupational: grades 10–12

See page 85 for more information on event categories.



STANDARDS ALIGNMENTS

See STAR Events Resources Page for detailed event alignment information to national educational initiatives and standards.

CAREER CLUSTERS

- Business Management & Administration
- Government & Public Administration
- Law, Public Safety, Corrections & Security

PROCEDURES & TIME REQUIREMENTS

1. All National Leadership Conference participants will take the Parliamentary Procedure Knowledge Test during the online testing window, May 6-22, 2019, following the online testing specifications. Participants will have 30 minutes to complete the test. Tests will be evaluated and the results will be factored into the *team's* final score.
2. At the designated time, participants will report to the planning room where they will be given one copy of each of the following: a skeleton agenda, minutes from a previous meeting, treasurer's report, two topics of new business, and a copy of **Robert's Rules of Order Newly Revised 11th Edition**. Possible topics of new business include, but are not limited to, the following: plans to increase chapter membership, fundraising ideas for local chapter, public relations or promotional projects, *community* service projects, and participation in FCCLA *national programs*.
3. Participants will have 15 minutes to prepare for the meeting. (Planning may only happen during this 15-minute time frame.)
4. Participants will move to a demonstration room to present. The demonstrated meeting **may be up to 20** minutes in length (rap of gavel for **FCCLA Opening Ceremonies** to final gavel rap of **FCCLA Closing Ceremonies**). A five-minute and a one-minute warning will be given. Participants will be stopped at 20 minutes.

(continued next page)

GENERAL INFORMATION								
Individual or Team Event	Prepare Ahead of Time	Equipment Provided	Electrical Access	Participant Set Up / Prep Time	Room Consultant & Evaluator Review Time	Maximum Oral Presentation Time	Evaluation Interview Time	Total Event Time
Team of 4 to 8 members	Online Test; bring gavel, blank paper, and pencils	Table, planning packet, Roberts' Rules Book	Not provided	15 minutes prep time		20 minutes	15 minutes	50 minutes

PRESENTATION ELEMENTS ALLOWED									
Audio	Costumes	Easel(s)	File Folder	Flip Chart(s)	Portfolio	Props/Pointers	Skits	Presentation Equipment	Visuals

- Following adjournment of the meeting, the secretary will turn in the secretary's record.
- Evaluators will have up to 15 minutes to provide feedback, discuss, complete the rubric and write comments for participants.

ELIGIBILITY & GENERAL INFORMATION

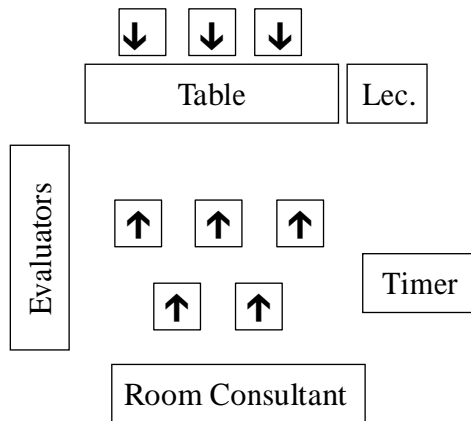
- Review "Eligibility and General Rules for All Levels of Competition" on page 87 prior to event planning and preparation.
- The Parliamentary Procedure *team* will consist of four to eight members including a president who will serve as the chair, a secretary, a treasurer, and up to five others who will serve as chapter members. The chair will designate the members of the *team* who will serve as secretary and treasurer.
- Each team must complete the online project summary form located on the "Surveys" tab of the FCCLA Portal, and provide proof of submission at the assigned participation time.
- A table and eight chairs, as well as the planning packet consisting of agenda, secretary's record/minutes, blank secretary's record, treasurer's report, two



topics of new business, and a copy of **Robert's Rules of Order, Newly Revised, 11th Edition**, will be provided. Participants must bring a gavel, blank paper, and pencils for taking notes.

- The *team* enters the demonstration room and is seated. Tables and chairs may not be moved.
- Prepared scripts are not allowed. Participants will be allowed to use notes that were prepared during the planning time and that pertain to information received during planning time. Acceptable notes include committee reports and main motions. Notes regarding incidental and subsidiary motions are not allowed. All planning materials and notes will be collected at the end of the event.
- Use of computers is not allowed in any phase of this competition.
- Participants may wear watches, but no cell phones or timers may be used.
- Robert's Rules of Order Newly Revised 11th Edition** will be used as the authority for this event.

Diagram:



Lec.—Lectern (Freestanding or Tabletop)



Chair for participant



PARLIAMENTARY PROCEDURE Specifications

Knowledge Test

During the online testing window, all participants will have 30 minutes to take a test derived from questions and answers submitted by the National Association of Parliamentarians. The test scores of all participants on a team will be averaged to determine a team test score. This average will be worth 20% of the team’s final score.

Demonstrated Meeting

The demonstrated meeting **may be up to** 20 minutes in length and is presented to evaluators. The demonstrated meeting should show the participants’ knowledge of parliamentary law and their ability to perform designated skills and should follow the agenda given during the preparation time.

Proper Use of Parliamentary Law	Use parliamentary law according to <i>Robert’s Rules of Order Newly Revised 11th Edition</i> .
Proper Recognition of Chair and All Members	Use proper procedure when addressing chair or members.
Coverage of Agenda	Address all agenda items properly. Items on agenda should include FCCLA opening ceremony, call to order, previous meeting minutes, treasurer’s report, committee report(s), unfinished business, new business, FCCLA closing ceremony, and adjournment.
Main Motion	Demonstrate each ability correctly, in a proper sequence, and at an appropriate time during the meeting. NOTE: To receive credit for demonstrating each ability correctly, amendments may apply to one or more motions.
Amend a Motion	
Point of Order or Parliamentary Inquiry	
Division of the Assembly or Division of the Question	
Previous Question	
Request for Information	
Postpone to a Certain Time	
Refer to a Committee	
Lay on the Table	
Question of Privilege or Recess	
Demonstration Time and Quality	Conduct an overall high-quality demonstration which lasts an appropriate amount of time required for <i>content</i> , debate, and involvement.
Clarity of Expression and Voice	State ideas and comments completely; use appropriate grammar, pronunciation, pitch, tempo, and volume. Discussion should flow naturally from one item on agenda to the next.
Poise	<i>Team</i> conducts itself in appropriate, <i>professional</i> , and poised manner.
Impartiality of Presiding Officer	Presiding officer uses entire <i>team</i> and their ideas.
<i>Team</i> Participation	Active participation by all members during opening and closing ceremonies and discussion (except the secretary).
Debate Includes FCCLA	Conduct meeting with accurate use of FCCLA Purposes, Mission, and facts throughout debate.

Secretary’s Record

Secretary’s record of the demonstrated meeting will be taken by the secretary during the meeting on the provided form. The record, upon completion, will be presented to the evaluators immediately following adjournment of the meeting. The secretary’s record may not be rewritten after the meeting; it will not be evaluated as final minutes. The record will be evaluated for coverage of all meeting activities.



STAR Events Point Summary Form PARLIAMENTARY PROCEDURE

Name of Participant _____

Chapter _____ State _____ Team # _____ Station # _____ Category _____

DIRECTIONS:

1. Make sure all information at top is correct. If a student named is not participating, cross their name(s) off. If a team does not show, please write “No Show” across the top and return with other forms. Do NOT change team or station numbers.
2. Before the presentation begins, room consultants should fill out the form below to calculate the registration points and average team test score.
3. At the conclusion of presentation, verify evaluator scores and fill in information below. Calculate the final score and ask for evaluators’ verification. Place this form in front of the completed rubrics and staple all items related to the presentation together.
4. At the end of competition in the room, double check all scores, names, and team numbers to ensure accuracy. Sort results by team order and turn in to the Lead or Assistant Lead Consultant.
5. Please check with the Lead or Assistant Lead Consultant if there are any questions regarding the evaluation process.

ROOM CONSULTANT CHECK		Points
Registration Packet 0 or 3 points	Picked up by adviser or designated adult during scheduled time No 0 Yes 3	
Event Online Orientation Documentation 0 or 2 points	Official documentation not provided at presentation time or signed by adviser 0 Official documentation provided at presentation time and signed by adviser 2	
Proof of Online Project Summary Form 0-1 point	Not provided to Room Consultant at Orientation 0 Provided to Room Consultant at Orientation 1	
Test Scores 0-20 points	Participant 1 _____ Participant 2 _____ Participant 3 _____ Participant 4 _____ Participant 5 _____ Participant 6 _____ Participant 7 _____ Participant 8 _____ Total Team Score _____ ÷ Number of participants on team _____ = Average Team Score: (20 points possible)	

EVALUATORS' SCORES

Evaluator 1 _____ Initials _____
 Evaluator 2 _____ Initials _____
 Evaluator 3 _____ Initials _____
 Total Score _____ divided by number of evaluators
 _____ = **AVERAGE EVALUATOR SCORE**
Rounded only to the nearest hundredth (i.e. 79.99 not 80.00)

ROOM CONSULTANT TOTAL

(26 points possible)

AVERAGE EVALUATOR SCORE

(74 points possible)

FINAL SCORE

(Average Evaluator Score plus Room Consultant Total)

RATING ACHIEVED (circle one) **Gold:** 90-100 **Silver:** 70-89.99 **Bronze:** 1-69.99
VERIFICATION OF FINAL SCORE AND RATING (please initial)

Evaluator 1 _____ Evaluator 2 _____ Evaluator 3 _____ Adult Room Consultant _____ Event Lead Consultant _____



PARLIAMENTARY PROCEDURE Rubric

Name of Participant _____

Chapter _____ State _____ Team # _____ Station # _____ Category _____

DEMONSTRATED MEETING					
Proper Use of Parliamentary Law 0-5 points	0 Team did not demonstrate any Parliamentary Law according to <i>Robert's Rules of Order Newly Revised 11th edition</i>	1-2 Team lacked basic understanding of parliamentary law according to <i>Robert's Rules of Order Newly Revised 11th Edition</i>	3-4 Team incorrectly carried out parliamentary procedures twice according to <i>Robert's Rules of Order Newly Revised 11th Edition</i>	5 Team carried out all procedures correctly according to <i>Robert's Rules of Order Newly Revised 11th Edition</i>	
Proper Recognition of Chair and All Members 0-3 points	0 Members were never recognized by chair before speaking	1 Proper recognition of the chair and members were met some of the time	2 Proper recognition of the chair and members were met most of the time	3 Chair and members were recognized properly at all times	
Coverage of Agenda 0-3 points	0 Team did not follow agenda	1 Team did not address all agenda items	2 Team addressed all agenda items, but some were not done properly	3 Team addressed all agenda items properly	
Main Motion 0-3 points	0 Team did not demonstrate a main motion	1 Team incorrectly attempted a main motion	2 Team stated a main motion without properly carrying it out	3 Team correctly demonstrated a main motion	
Amend a Motion 0-3 points	0 Team did not demonstrate amending a motion	1 Team did not complete the amendment of a motion	2 Team completed the amendment of a motion, but did so incorrectly	3 Team correctly amended a motion	
Point of Order or Parliamentary Inquiry 0-3 points	0 Team did not demonstrate a point of order or parliamentary inquiry	1 Team did not complete point of order or parliamentary inquiry	2 Team completed point of order or parliamentary inquiry, but did so incorrectly	3 Team correctly demonstrated a point of order or parliamentary inquiry	
Division of the Assembly or Division of the Question 0-3 points	0 Team did not demonstrate division of the assembly or division of the question	1 Team did not complete division of the assembly or division of the question	2 Team completed division of the assembly or division of the question, but did so incorrectly	3 Team correctly demonstrated division of the assembly or division of the question	
Previous Question 0-3 points	0 Team did not demonstrate previous question	1 Team did not complete previous question	2 Team completed previous question, but did so incorrectly	3 Team correctly demonstrated previous question	
Request for Information 0-3 points	0 Team did not demonstrate request for information	1 Team did not complete request for information	2 Team completed request for information, but did so incorrectly	3 Team correctly demonstrated request for information	
Postpone to a Certain Time 0-3 points	0 Team did not demonstrate postpone to a certain time	1 Team did not complete postpone to a certain time	2 Team completed postpone to a certain time, but did so	3 Team correctly demonstrated postpone to a certain time	
Refer to a Committee 0-3 points	0 Team did not demonstrate refer to a committee	1 Team did not complete refer to a committee	2 Team completed refer to a committee, but did so incorrectly	3 Team correctly demonstrated refer to committee	
Lay on the Table 0-3 points	0 Team did not demonstrate lay on the table	1 Team did not complete lay on the table	2 Team completed lay on the table, but did so incorrectly	3 Team correctly demonstrated lay on the table	

Parliamentary Procedure Rubric (continued)

Points

Question of Privilege or Recess 0-3 points	0 Team did not demonstrate question of privilege or recess	1 Team did not complete question of privilege or recess	2 Team completed question of privilege or recess, but did so incompletely	3 Team correctly demonstrated question of privilege or recess	
Demonstration Time 0-3 points	0-1 10 minutes or less		2 10 – 15 minutes	3 15 – 20 minutes	
Quality of Demonstration Discussion 0-15 points	0	1	2	3	
Clarity of Expression and Voice 0-3 points	0 Speech unclear, weak voice projection, incorrect pronunciation, poor grammar	1 Few team members use clear speech or voice projection, or pronunciation or proper grammar	2 Most team members use clear speech or voice projection, or pronunciation or proper grammar	3 Speech clear, projects voice, pronounces all words, no vocalized pauses, correct grammar	
Poise 0-3 points	0 Expressionless, no hand gestures, sways, no eye contact	1 Few team members use appropriate expression or hand gestures or posture or eye contact	2 Most team members use appropriate expression or hand gestures or posture or eye contact	3 Good expression, appropriate hand gestures, good posture, good eye contact	
Impartiality of Presiding Officer 0-3 points	0 Did not call on all members, states own opinion	1 The presiding officer rarely calls on all members and/or rules fairly on motions	2 The presiding officer usually calls on all members and/or rules fairly on motions	3 The presiding officer always calls on all members and/or rules fairly on motions	
Team Participation 0-3 points	0 Clearly there is no team participation	1 The meeting participation relies primarily on one or two members	2 Most team members are actively involved in the meeting	3 All team members were actively involved in carrying out the meeting	
Debate includes FCCLA Purposes 0-1 point	0 Team did not include FCCLA Purposes, Mission or facts		1 Team used FCCLA Purposes, Mission or facts in a majority of debate		
SECRETARY'S RECORD					
Secretary's Record 0-2 points	0 Most information is missing and agenda items were not recorded	1 Unorganized and some agenda items not recorded	2 Organized and contain all required agenda items		

Points

Evaluator's Comments:

TOTAL
(74 points possible)

Evaluator # _____

Evaluator Initial _____

Room Consultant Initial _____



FCCLA Opening Ceremony



President:

Gives a rap with the gavel signaling the officers and members to stand, then begins the meeting by stating, “We are members of Family, Career and Community Leaders of America®. Our mission is to promote personal growth and leadership development through Family and Consumer Sciences education.”

Officers:

“Focusing on the multiple roles of family member, wage earner, and community leader, members develop skills for life through character development, creative and critical thinking, interpersonal communication, practical knowledge, and career preparation.”

Members:

“As we work toward the accomplishment of our goals, we learn cooperation, take responsibility, develop leadership, and give service.”

President:

“This meeting of the _____ Chapter of Family, Career and Community Leaders of America® is now in session. You may be seated.”

BRIEF FCCLA OPENING CEREMONY

The following is a short alternative opening ceremony.

President:

Gives a rap with the gavel signaling the officers and members to stand, then begins the meeting by stating, “We are members of Family, Career and Community Leaders of America®. Our mission is to promote personal growth and leadership development through Family and Consumer Sciences education. Focusing on the multiple roles of family member, wage earner, and community leader, members develop skills for life through character development, creative and critical thinking, interpersonal communication, practical knowledge, and career preparation. This meeting of the ____ Chapter of Family, Career and Community Leaders of America® is now in session. You may be seated.”



FCCLA Closing Ceremony



President:

“Members, please stand. FCCLA members, we are challenged to accept the responsibility of making decisions that affect our lives today and the world tomorrow. Let us repeat our Creed.”

Members:

(Repeat Creed)

CREED

*We are the Family, Career and Community Leaders of America®.
We face the future with warm courage and high hope.*

*For we have the clear consciousness of seeking old and precious
values. For we are the builders of homes,
Homes for America’s future,
Homes where living will be the expression of everything that is good and
fair, Homes where truth and love and security and faith will be realities, not
dreams.*

*We are the Family, Career and Community Leaders of America®.
We face the future with warm courage and high hope.*

President:


“This meeting of the _____ Chapter of Family, Career and Community Leaders of America® is now adjourned.” (Raps gavel.)

BRIEF FCCLA CLOSING CEREMONY

The following is a short alternative closing ceremony.

President:

“Members, please stand. FCCLA members are challenged to make a difference in the world by making decisions daily to assume responsibilities in their personal growth, family life, community involvement, and career and technical education. This meeting of Family, Career and Community Leaders of America® is now adjourned.” (Raps gavel.)



FCCLA Secretary's Record



Chapter Name _____ Presiding Officer _____

of members present _____ Date _____ Time _____ Place _____

Opening Ceremony YES NO Quorum present YES NO

Minutes of the previous meeting were read YES NO Approved YES NO

Corrections YES NO Notes: _____

Treasurer's Report YES NO Attached Filed for audit

Balance on hand _____

REPORTS, MOTIONS, ETC. Motion by Second Results, Actions

Committee Report

Written reports attached

Unfinished Business

New Business

Meeting adjourned at _____ Submitted by _____

Closing Ceremony YES NO Position held _____

PARLIAMENTARY PROCEDURE

ADULT ROOM CONSULTANT

Prior to the event

- ❑ Read all information provided through the mail and online from FCCLA national headquarters for room consultants in your event thoroughly.
- ❑ Bring a calculator to the National Leadership Conference for totaling points. A phone with a calculator feature/app is acceptable, but please be prepared to place your phone in “airplane mode” during the competition times.

At the National Leadership Conference

- ❑ Attend room consultants meeting to review specific responsibilities.
- ❑ Prior to the event, check preparation room setup for correct number of tables and chairs.
- ❑ Record results of the test on the Point Summary form. Total and average the test score before the team conducts their demonstrated meeting.
- ❑ Serve as doorkeeper for the event and enforce the no spectator policy. (Exception: Media and Business & Industry partners may be escorted into events with prior approval and arrangements made through national headquarters and Competitive Events Advisory Team.)
- ❑ When calling participants into the room to compete, use the name of event, category, chapter name, and state.
- ❑ Check off the participant’s names on the time schedule as they complete the demonstrated meeting.
- ❑ Following the participants’ presentations, encourage evaluators to make constructive and thorough comments on the rubrics or provided comment sheets.
- ❑ Keep evaluators on schedule and check for blank areas on rubrics.
- ❑ Total points on rubrics and point summary form, and indicate final rating. Show evaluators final ratings for each participant and have evaluator initial their rubric next to the Total Points box and in the space provided on the point summary form. If ratings are not consistent, remind evaluators that we ask evaluation teams to be within a 10-point range.
- ❑ Collect and return rubrics and point summary forms to the Assistant Lead Consultant in team number order.
- ❑ Collect and return supplies to the Assistant Lead Consultant.
- ❑ Assist with Recognition Sessions as needed.
- ❑ Do not discuss ratings with anyone prior to Recognition Sessions.

Prior to the event

- Read all information provided through the mail and online from FCCLA national headquarters for room consultants in your event thoroughly.
- Bring a stopwatch to National Leadership Conference for timing events. A wristwatch is not acceptable. A phone with a stopwatch feature/app is acceptable, but please be prepared to place your phone in “airplane mode” during the competition times.

At the National Leadership Conference

- Attend room consultants meeting to review specific responsibilities.
- Assist adult room consultants as needed.
- Escort teams from the planning room to the competition room at the appropriate time and introduce each team to the evaluators.
- Serve as timekeeper for the event.
 - participants will have 20 minutes from gavel to gavel to demonstrate their knowledge of parliamentary procedure
 - hold up warning card at 15 minutes (five minute warning) and at 19 minutes (one minute warning)
 - stop participants at 20 minutes
 - evaluators are not allowed to ask questions following the demonstrated meeting
- Following the demonstration, make sure the secretary turns in the meeting notes to evaluators.
- Direct participants outside of the event room while evaluators complete their rubrics.
- Have participants complete STAR Events evaluation form and return to room consultants before leaving the event area.
- Allow evaluators time to write comments and discuss the entry before bringing in the next team.
- At the end of the day complete the volunteer evaluation form and collect completed evaluations from the evaluators and adult room consultant. Return evaluations to the Assistant Lead Consultant with the other competition materials.
- Thank evaluators at the end of the event.
- Assist with Recognition Sessions.
- Do not discuss ratings with anyone prior to Recognition Sessions.

Prior to the event

- ❑ Read all information provided through the mail and online from FCCLA national headquarters for room consultants in your event thoroughly.
- ❑ Bring a stopwatch to National Leadership Conference for timing events. A wristwatch is not acceptable. A phone with a stopwatch feature/app is acceptable, but please be prepared to place your phone in “airplane mode” during the competition times.

At the National Leadership Conference

- ❑ Attend room consultants meeting to review specific responsibilities.
- ❑ Make sure all handouts and resources are in the room before the event begins.
- ❑ Greet participants and distribute necessary handouts/resources.
- ❑ Allow 15 minutes preparation time for teams. Give a one minute warning at 14 minutes.
- ❑ Check off the participant’s names on the time schedule as they complete preparation for demonstration.
- ❑ Ensure that participants are not making unacceptable notes for the demonstrated meeting.
- ❑ Keep all individuals who are not participating or volunteering with the Parliamentary Procedure event out of the planning room and do not allow participants to talk to other people between the planning and competition rooms.
- ❑ At the end of the preparation time collect Robert’s Rules of Order Newly Revised 11th Edition and any items besides the agenda, secretary report/minutes, a blank secretary’s record, treasurer’s report, committee reports, main motions, and gavel. All other items or documents are not allowed in the competition room and no other notes should be made.
- ❑ Ensure that the appropriate competition room youth room consultant is ready to escort the team to presentation room for their demonstrated meeting.
- ❑ Assist with Recognition Sessions if needed.
- ❑ Do not discuss participant performance with anyone prior to Recognition Sessions.

General Information:

- Become familiar with the rules, point summary forms, and the rubric criteria. Question any criteria not understood. Remember that individual state event rules often differ from national event rules, and that national rules must be followed for the national competition.
- Do not request that participants hand you items – instead, please stand up for a closer look.
- When completing the rubric, circle the chosen score. Write the appropriate rating in the points column and write comments on the bottom or back of the rubric. All scores should be whole numbers (i.e. do not give individual rating categories 2.5 out of 5 points.) Specific and constructive written comments serve as a valuable source of feedback for the individuals and teams. Record Total Points. Verify point total and initial by the total point box.
- Remember that students are to follow the rubric and guidelines – please evaluate them according to this criteria and not to what you think they “should” have done (if not required/addressed in the event guidelines).
- Compare ratings with other evaluators and discuss the scores given to each student. The adult room consultant will then total scores and determine the average rating. Together, the evaluators will review the score and come to a consensus on the rating. **Although evaluator scores will vary, we recommend that all three evaluator ratings be within a 10-point range.** If the scores are outside a 10-point range, discuss the criteria and make sure there is a consensus between evaluators to standardize the participants score. Total scores should NOT be rounded.
- Rubrics and point summary forms are to be turned in to the room consultant at the end of the presentation, NOT held by evaluators until the end of the day to be adjusted.
- The decisions of the evaluators are final.
- Please discuss any suggestions for improvement on your event with the event lead consultant. Your comments are welcomed and appreciated.

Specific Event Information:

- Robert’s Rules of Order Newly Revised 11th Edition is used as the authority for this event.
- Participants will demonstrate a meeting for up to 20 minutes in order to present their working knowledge of basic parliamentary law by running a business meeting.
- Following adjournment of the meeting the secretary will turn in the meeting notes.
- Evaluators will NOT be given time to ask questions of the team following the demonstrated meeting.
- Score the entry and discuss in private with the other evaluators on your team.
- Spend a few minutes reviewing strengths and areas for improvement of the presentation. Make written remarks on the rubric or the provided comment sheets.
- Complete the rubric and initial your rubric next to the “Total Score” box at the bottom of the second page.
- Submit your final rubric and any additional comment sheets to the adult room consultant for review.
- Once the adult room consultant has finished reviewing and totaling the participant’s score, double check for accuracy and initial the Point Summary Form where directed.
- At the end of the day complete the volunteer evaluation form and submit to the youth room consultant.
- Thank the room consultants for their assistance and work throughout the day.

DO NOT INFORM PARTICIPANTS OF THEIR SCORE OR RATING!

CAREER EXPLORATION THROUGH FCCLA

FCCLA made a concentrated effort to illustrate the connection of FCCLA and Family and Consumer Sciences (FACS) to career pathways and hosted a focus group to assist us in this process. A survey of business and industry stakeholders found that FCCLA most directly supports career pathways in the hospitality and tourism, visual arts and design, education and training, and human services careers.

FCCLA National Programs and Competitive Events support CTE students' development of knowledge and skills, enhancing the classroom experience and career pathway initiatives. FCCLA is integrated into FACS and is intracurricular, exposing students to work-based learning, business and industry networks, and industry-recognized certifications. FCCLA members explore career opportunities and build their real world skills by developing projects, engaging and participating in events, and competing regionally and nationally for scholarships and awards.



HOSPITALITY AND TOURISM

The management, marketing, and operations of restaurants and other food services, lodging, attractions, recreation events, and travel-related services.

Possible careers include:

- Restaurant, food service, lounge, casino, coffee shop, or catering owner, operator, or manager
- Hotel, motel, resort, or bed and breakfast owner, operator, or manager
- Tour company owner, operator, or manager
- Meeting and convention planner
- Interpreter or translator
- Tourism and travel services marketing manager

VISUAL ARTS AND DESIGN

Designing, producing, exhibiting, performing, writing, and publishing multimedia content including visual and performing arts and design, journalism, and entertainment services.

Possible careers include:

- Stage designer
- Fashion/apparel designer or illustrator
- Interior designer
- Home furnishing coordinator
- Textile designer or chemist
- Costume designer

EDUCATION AND TRAINING

Planning, managing, and providing education and training services and related learning support services.

Possible careers include:


- Superintendent, principal, or administrator
- Teacher or instructor
- Preschool or kindergarten teacher
- Clinical, developmental, or social psychologist
- Social worker
- Counselor
- Teacher assistant
- Parent educator
- Child care worker
- Coach
- Recreation worker
- Sign language interpreter

HUMAN SERVICES

Preparing individuals for employment in career pathways that relate to families and human needs such as counseling and mental health services, family and community services, personal care, and consumer services.

Possible careers include:

- Child care worker
- Child, family, or school social worker
- Director of childcare facility
- Preschool teacher
- Parent educator
- School counselor
- Sociologist
- Social services worker
- Personal or home care aide
- Leisure activities counselor
- Recreation worker
- Consumer credit counselor
- Personal financial advisor
- Consumer goods or services retailing representative or buyer
- Cosmetologist, hairdresser, or hairstylist



The FCCLA Planning Process for Individual and Team Action

The *Planning Process* is a decision-making tool that supports the organization’s overall philosophy about youth-centered leadership and personal growth. It can be used to determine group action in a chapter or class or to plan individual projects.



Go to <http://fcclainc.org/programs/resources.php> to download a blank FCCLA Planning Process template. This template may be modified, but all headings must be used, in the correct order. The FCCLA logo, STAR Events logo, and Planning Process graphics are encouraged but not required.



IDENTIFY CONCERNS

The circle represents a continuous flow of ideas and has no beginning or end. As a target, it symbolizes zeroing in on the one idea around which you would like to build a project.

- Brainstorm to generate ideas, or state the activity or problem you want to address if already determined.
- Evaluate your list and narrow it down to a workable idea or project that interests and concerns the majority or all of your members.



SET A GOAL

The arrow stands for deciding which direction you will take. It points toward the goal or end result.

- Get a clear mental picture of what you want to accomplish, and write your ideas down as your goal.
- Make sure your goal is one that can be achieved and evaluated.
- Consider resources available to you.



FORM A PLAN

The square represents the coming together of ideas—the who, what, where, when, and how of your plan.

- Decide what needs to be done to reach your goal.
- Figure out the who, what, where, when, and how.
- List the abilities, skills, and knowledge required on your part.
- List other available resources, such as people, places, publications, and funds.
- Make a workable timetable to keep track of your progress.
- List possible barriers you might face, and develop plans if necessary.
- Decide ways to recognize your accomplishments along the way.



ACT

The different squares in this symbol represent the activities to be carried out to meet your goal. It represents acting on the plan.

- Carry out your group or individual plan.
- Use *family* and *community* members, advisers, committees, task forces, and advisory groups when needed.



FOLLOW UP

The broken squares suggest examining the project piece by piece. This symbol also represents a “window” through which to review and evaluate the plan.

- Determine if your goal was met.
- List ways you would improve your project or plan for future reference.
- Share and publicize your efforts with others, including the media if appropriate.
- Recognize members and thank people involved with your project.



Competitive Events Glossary

The Competitive Events glossary was developed to help clarify questions about terms. Be sure you understand the rules for your event. Make certain you are following the national rules if they are different from your state rules.

Audience—A group of listeners, or readers of a work, program, or performance.

Audio equipment—Equipment used for the broadcasting of sound.

Audiovisual equipment—Equipment that uses both sight and sound to present information.

Best Practices Educator—An educator who models *professional* qualities, continued *professional* development and the use of current instructional approaches and strategies for teaching and learning. A best practices educator is committed to incorporating various teaching methods and seeks to utilize relevant *content* to create a classroom that is student focused. The educator should be recognized by *peers* for excellence and be fully certified in his/her field.

Bibliography—An alphabetical list of sources of information in an organized, consistent format (i.e. APA, MLA) on a given subject, period, etc.; a list of books, articles, software, etc., used or referred to by an author.

Campaign—Activities to achieve a specific objective.

Career-Related Education—Knowledge obtained through school curriculum and *community* service projects/activities that enhances a student's ability to work in a specific occupation.

Classroom Situation—a situation in which there are multiple ages, learning styles, education levels, and/or special needs represented in students who are gathered in one space for an individual lesson.

Community—A group of people living in the same locality and under the same governance; the region in which one lives (i.e., *family*, school, *peers*, town, city, *employment*, etc.).

Comprehensive Student—Students enrolled in general courses in a Family and Consumer Sciences program.

Content—The subject or ideas contained in something written, said, or represented.

Content divider pages—Pages of a *portfolio* that separate content sections and do not contain *content* but may include *graphic* elements, titles, logos, theme

decorations, page numbers, and/or a table of contents for a content section.

Content pages—Pages of a *portfolio*, business plan, or *portfolio* that contain information about the project; one side of page only.

Costume—Clothing worn by someone who is trying to look like or portray a different person or thing, often related to a specific presentation or project theme.

Creative thinking—The ability to generate new ideas.

Critical thinking—The ability to use communication and problem-solving skills effectively to direct, monitor, and evaluate.

Current—Current information may vary by *content* field. Current research should be up-to-date based on research and study in the field.

Digital Story—A mixture of computer-based images, text, recorded audio narration, video clips, and/or music that focuses on a specific topic, and contains a personal or particular point of view.

Dimensions—The stated or required size of a *display*, *portfolio*, or container (i.e., measurements, number of pages, etc.). The measured *dimensions* include all items that are a part of the *display*, *portfolio*, or container (tablecloths, audiovisuals, *props*, equipment, moving parts, etc.). Examples include but are not limited to: tablecloths placed under a *display*, a *display* with one or more panels when the panel(s) are extended, and storage of items under or around the *display* table.

Display—An arrangement of material that includes but is not limited to: photos, project samples, etc., and is contained within a specified area that includes all materials, *visuals*, and *audiovisual equipment* to be used for the presentation.

Easel—A stand or frame that may range in size used to hold materials upright, usually during a presentation or *display*.

Competitive Events Glossary (continued)

Educational Enhancement Opportunity—Knowledge obtained through job shadowing, informational interviews, or career research projects that enhances a specific *occupational* area.

Electronic Portfolio—An *electronic portfolio*, also known as an **e-portfolio** or **digital portfolio**, is a collection of electronic evidence assembled and managed by a user, usually on the Web (also called Web folio). Such electronic evidence may include inputted text, electronic files such as Microsoft Word and Adobe® PDF files, images, multimedia, blog entries, and hyperlinks. E-portfolios are both demonstrations of the user's abilities and platforms for self-expression, and, if they are online, they can be maintained dynamically over time. Some e-portfolio applications permit varying degrees of *audience* access, so the same *portfolio* might be used for multiple purposes.

Employment—The work in which one is engaged; an activity to which one devotes time; may or may not include wages.

Fabric Care—Method(s) of cleaning and making suitable for wear.

Fabric Characteristics—Information about a fabric including, ease of use, special requirements of constructing garments with this fabric, limitations/advantages of using the fabric, and typical uses.

Family—Two or more persons, sometimes living under one roof, who nurture and support one another physically and emotionally, share *resources*, share responsibility for decisions, share values and goals, and have commitment to one another; environment created by caring people—regardless of blood, legal ties, adoption, or marriage—where individuals learn to be productive members of society; a context for discovery where one can comfortably accept challenges, make mistakes, have successes, be self-expressive, and grow as an individual.

Fiber Content—The types and amounts of different fibers in a fabric or garment.

File folder—A letter-size folder 8 ½" x 11" with one fold on lower horizontal edge and open on the other 3 sides; may have a tab at the top or may be straight cut. Within the *file folder*, each set of materials should be stapled separately. *File folder* may be any color. Required labeling for STAR Events competition does not have to be printed on an adhesive label.

Flip chart—A chart consisting of sheets hinged on one side that can be flipped over to present information sequentially.

Focus Group—A small group of individuals, not participating in the event, who test and/or evaluate an idea, event, or product with the intent of suggesting revisions for improvement.

Graphic—A picture, border, map, graphic font, or graph used for illustration or demonstration.

Hardcopy—Readable printed copy of the output of a machine, such as a computer.

In-depth service project—A detailed project that addresses one specific interest, concern, or need.

Individual event—An event completed by one person.

Lesson plan—A set of plans for teaching a concept that includes objective(s), plan of action, time schedule, *resources*, supplies, equipment, and evaluation process.

Mannequin—A full or partial human form that is or is close to actual body size which is used to display a garment or ensemble.

Model—A 3-D object which represents, in detail, the intent of a final version of a product.

National programs—Frameworks for FCCLA action that encourage members to enhance their personal growth and build leadership skills.

Occupational student—An *occupational student* is one who has completed or is currently taking a concentrated program that prepares individuals for paid *employment*.

Peer—A person who is equal to another in a particular category such as ability, age, rank, and/or qualifications.

Peer education—To provide with information, teach, or instruct a person or group equal in ability, age, rank, and/or qualifications (e.g., teens teaching teens).

Photo Album—A collection of photographs, either presented in a digital or printed format.

Plain paper—8 ½" x 11" paper with no *graphics* or design. Paper may be any solid color. Watermark is not allowed.

Planning Process—A five-step method (identify concerns, set a goal, form a plan, act, and follow up) to help FCCLA chapter members and advisers plan individual, group, or chapter activities.

Pointer—See *prop*. Laser *pointers* are not allowed.

Competitive Events Glossary (continued)

Portfolio—A record/collection of a person’s work organized in a format that best suits the project and meets the requirements of the event. *Portfolios* may be either *hardcopy* or *electronic*. See event specifications for allowable format.

Postconsumer Item—Any item which has been discarded by an end consumer. Examples include, but are not limited to, textiles, housewares, paper goods, sporting goods, etc.

Presentation equipment – Equipment using sight and/or sound to present information. See also audiovisual equipment.

Problem solving—The ability to recognize problems and devise and implement plans of action to solve the problems.

Professional—Worthy of the high standards of a profession.

Project identification page—A page at the front of a document or *display* containing headings specifically called for by event rules.

Prop—An object used to enhance a theme or presentation (e.g., book, puppet, *pointer*, etc.) that does not include *visuals*, audiovisuals, or *costumes/uniforms*. No live animals or people may be used as props or visuals. Props do not include *content*.

Prototype Formula—The ingredients, their quantities, and the process directions used to produce a food item.

Public Policy – The governing policy within a *community* as embodied in its legislative and judicial enactments which serve as a basis for determining what acts are to be regarded as contrary to the public good.

Reliable—Sources should be respected in the field and information found in the source should be able to be backed up by other sources or legitimate research.

Resources—Any source of information or assistance in carrying out a project. May be any medium (e.g. book, internet, chapter member, speaker, etc.) but must be cited appropriately when used.

School relationships—Relationships within an educational institution (e.g., student to student, student to educator, student to organization, etc.).

Seating and Traffic Standards—Standards for the amount of space needed for and around seating areas with various levels of traffic produced by the National Kitchen and Bath Association (Kitchen Planning Guidelines 8 & 9). NKBA Planning Guidelines can be found online at: <http://www.nkba.com/guidelines/kitchen.aspx>.

Skit—A short, rehearsed, theatrical sketch that could include interaction with others (also called role play).

Sound business practices—Practices that are *comprehensive*, ethical, realistic, and profitable.

Team—A *team* may be composed of one, two, or three participants from the same chapter and/or school with the following exception: the Parliamentary Procedure *team* may have four to eight participants from the same chapter and/or school.

Team event—An event that can be completed by an entire chapter but may be presented by a *team* of one, two, or three members.

Technology—A method, system, or process for handling a specific, technical problem.

Presentation equipment—Equipment used for visual projection without sound (e.g., projector, laptop, electronic tablet).

Visuals—Posters, charts, slides, presentation software, etc., which include *content*.