




2021-2022 MEMBERSHIP REPORT

Table of Contents

Management Discussion and Analysis of 2022 Membership Results	Page 1
Chapter/Membership Total by State	Page 3
Chapter/Membership Type by State	Page 4
Membership Summary	Page 6
Regional Chapter/Membership Profiles – Central Region	Page 7
Regional Chapter/Membership Profiles – North Atlantic Region	Page 8
Regional Chapter/Membership Profiles – Pacific Region	Page 9
Regional Chapter/Membership Profiles – Southern Region	Page 10
State Ranking by Membership	Page 11



MANAGEMENT DISCUSSION AND ANALYSIS (MD&A) OF 2022 MEMBERSHIP RESULTS

BACKGROUND

Family, Career and Community Leaders of America, Inc. (FCCLA) was founded in 1945 with the purpose to stimulate and promote the best interests of pupils of homemaking education, through programs involving matters of personal growth, family life, vocational preparation, and community involvement. FCCLA is governed by volunteer leadership that consists of volunteers elected by related organizations and groups, ex officio, youth members, and volunteers elected by the Board of Directors. In conjunction with National Staff and the National Executive Council (NEC), a strategic plan is created to guide the organization. Due to the COVID-19 pandemic, the affiliation year ending on May 31, 2022, operated under the strategic plan that originally expired on July 31, 2021. During fiscal year 2022 (FY22), FCCLA created a three-year strategic plan that will guide FCCLA through FY25.

In response to challenges brought on by the COVID-19 pandemic, in September 2020, the Board approved two temporary relief packages; Up to 20 Leadership Development Package and the FCS Unlimited Development Package. These packages provided members with the ability to pay a discounted flat fee for the first 20 members, before paying the standard affiliation fee for each member over 20, or allowed them to pay one flat fee for their entire chapter. States were able to opt into one, both, or none of these temporary packages.

For the 2021-22 affiliation year, the Board approved continuing the two temporary relief packages, with a few changes. The Up to 20 Leadership Development package was changed to the Up to 25 Chapter Package and the FCS Unlimited Development Package was rebranded as the Unlimited Membership Package. Both packages included chapter benefits, such as one (1) Adviser Academy registration, one (1) National Program (electronic version), and one (1) Lifetime Alumni & Associates membership.

In July 2018, the Board approved a pilot program for 100% Middle-Level Affiliation, for the affiliation year commencing August 1, 2018. The purpose of this pilot program is to introduce and engage students during middle school and encourage them to continue their journey with FCCLA throughout their high school careers. Under this program, a chapter defined as Middle-Level (a chapter whose membership is composed of ninth graders or lower), can affiliate their entire class for a flat chapter rate, rather than an individual membership rate. States can opt into this program and chapters within that state have the option to affiliate under this program or continue to affiliate under the regular individual rate.

In 1993, as part of the strategic plan, FCCLA undertook an initiative to increase membership in urban communities throughout the United States. This pilot program has changed over the years. Urban affiliation currently allows a local education agency (LEA) with a city within its jurisdiction with a core population of 100,000 or more, to enroll all of their students, who are currently or previously enrolled in a Family and Consumer Sciences (FCS) education class, for a flat rate.



2022 RESULTS

For the year ended May 31, 2022, FCCLA saw membership increase to 197,882 members in 4,913 chapters over 46 states, the District of Columbia, the American Virgin Islands, and Puerto Rico. FCCLA saw success in two temporary relief packages, with 518 chapters enrolling in one of the two packages, attributing to 51,848 members. For chapters enrolling in the FCS Unlimited Membership Package, FCCLA saw the average chapter size increase from 126 members in FY21 to 186 members in FY22. For the Up to 25 Chapter Package, FCCLA saw the average chapter size increase from 21 members in FY21 to 23 members in FY22.

FCCLA saw the male population grow to 58,111 members, which represents 29.37% of the overall membership population. This is up from 45,930 male members in FY21 (29.61%). Additionally, in FY21, FCCLA began tracking non-binary members. In FY22, FCCLA saw the non-binary population grow to 1,660 members, which represents 0.84% of the overall membership population. This is up from 548 members in FY21.

For the affiliation year ending May 31, 2022, FCCLA continued to see an increase in diversity among membership. For the second time since FCCLA started to track demographics, Caucasian membership remained below 50%, coming in at 49.10%, with Hispanic remaining around 23%, followed by African American (12.86%), Other (10.42%), Asian (2.65%), Native American (1.75%) and Pacific Islander (.24%). FCCLA continues to work towards creating an inclusive environment that welcomes and values all youth.

For the affiliation year ending May 31, 2022, FCCLA also saw an increase in membership retention of 1,816 members resulting in 62,580 returning members from FY21. Due to the 42,784 increase in membership in FY22, the membership retention rate dropped from 39% to 32%. This retention increase was supported by 23,696 members classified under the Regular chapter membership type, followed by 14,079 under the Unlimited Membership Package, 13,346 under Urban Affiliation, and 9,176 under the Pilot 100% Middle-Level Program. FCCLA also saw 2,592 members return to FCCLA after not affiliating in FY21, which represents 1.3% of overall membership.

CONCLUSION

FCCLA had a strong bounce-back year with membership reaching an eight-year high and gaining 660 chapters as compared to FY21. FCCLA trails pre-pandemic levels by only 321 chapters. Due to the continued success of the two temporary relief packages, FCCLA will continue to offer the two temporary relief packages in FY23. FCCLA will continue to collect data and monitor the success of the two temporary relief packages to determine if these packages should be a permanent addition to chapter membership type offering.

FCCLA envisions to continue to build on the success of membership and looks forward to introducing more youth into the world of Family and Consumer Sciences.

FAMILY, CAREER AND COMMUNITY LEADERS OF AMERICA, INC.

Chapter/Membership Total by State

Membership Period Ending May 31,

STATE	2022		2021		CHANGE IN MEMBERS	
	CHAPTERS	MEMBERS	CHAPTERS	MEMBERS	#	%
Alabama	276	10,032	268	6,301	3,731	59%
Alaska	1	28	2	47	(19)	-40%
American Samoa	-	-	1	10	(10)	-100%
Arizona	175	3,652	161	3,330	322	10%
Arkansas	266	6,074	252	5,259	815	15%
California	107	13,362	113	11,333	2,029	18%
Colorado	92	1,823	72	1,193	630	53%
Connecticut	11	163	6	104	59	57%
Delaware	11	161	14	297	(136)	-46%
District of Columbia	1	31	-	-	31	100%
Florida	89	16,670	78	17,923	(1,253)	-7%
Georgia	272	25,994	246	22,658	3,336	15%
Hawaii	12	153	10	123	30	24%
Idaho	69	1,092	51	769	323	42%
Illinois	94	1,605	47	878	727	83%
Indiana	75	4,826	61	2,452	2,374	97%
Iowa	89	2,177	58	1,511	666	44%
Kansas	187	3,748	168	3,046	702	23%
Kentucky	141	6,804	92	5,668	1,136	20%
Louisiana	12	320	12	219	101	46%
Maryland	1	12	-	-	12	100%
Michigan	17	464	16	337	127	38%
Minnesota	54	2,973	46	1,449	1,524	105%
Mississippi	59	1,159	40	696	463	67%
Missouri	293	7,563	241	5,136	2,427	47%
Montana	59	916	60	865	51	6%
Nebraska	98	2,741	99	2,654	87	3%
Nevada	21	725	19	704	21	3%
New Hampshire	4	31	5	38	(7)	-18%
New Jersey	51	3,291	41	2,560	731	29%
New Mexico	24	3,038	23	1,868	1,170	63%
New York	18	697	16	563	134	24%
North Carolina	77	4,359	73	3,822	537	14%
North Dakota	72	1,560	64	1,186	374	32%
Ohio	290	8,573	283	8,258	315	4%
Oklahoma	360	14,733	360	8,062	6,671	83%
Oregon	11	204	7	136	68	50%
Pennsylvania	55	1,039	41	694	345	50%
Puerto Rico	57	1,755	25	710	1,045	147%
Rhode Island	-	-	1	6	(6)	-100%
South Carolina	24	435	15	200	235	118%
South Dakota	63	1,740	62	1,385	355	26%
Tennessee	92	2,510	80	1,817	693	38%
Texas	524	20,592	421	15,846	4,746	30%
Utah	132	2,574	122	2,050	524	26%
Vermont	-	-	1	16	(16)	-100%
Virgin Islands	1	11	-	-	11	100%
Virginia	227	7,118	165	6,643	475	7%
Washington	115	6,192	109	2,828	3,364	119%
West Virginia	6	123	5	49	74	151%
Wisconsin	97	1,613	74	1,051	562	53%
Wyoming	31	426	27	348	78	22%
Totals	4,913	197,882	4,253	155,098	42,784	28%

FAMILY, CAREER AND COMMUNITY LEADERS OF AMERICA, INC.

Chapter Membership Type by State
Membership Period Ending May 31, 2022

<u>STATE</u>	<u>Regular</u>		<u>Up to 25</u>		<u>Unlimited</u>		<u>Pilot 100% Middle Level</u>		<u>Urban</u>		<u>Post Secondary</u>	
	<u>Chapters</u>	<u>Members</u>	<u>Chapters</u>	<u>Members</u>	<u>Chapters</u>	<u>Members</u>	<u>Chapters</u>	<u>Members</u>	<u>Chapters</u>	<u>Members</u>	<u>Chapters</u>	<u>Members</u>
Alabama	233	5,412	16	406	17	3,072	10	1,142	-	-	-	-
Alaska	-	-	-	-	1	28	-	-	-	-	-	-
American Samoa	-	-	-	-	-	-	-	-	-	-	-	-
Arizona	258	5,702	-	-	-	-	8	372	-	-	-	-
Arkansas	173	3,644	-	-	-	-	-	-	-	-	2	8
California	32	917	14	303	45	10,141	10	1,176	6	825	-	-
Colorado	91	1,786	-	-	-	-	1	37	-	-	-	-
Connecticut	11	163	-	-	-	-	-	-	-	-	-	-
District of Columbia	-	-	-	-	-	-	-	-	1	31	-	-
Delaware	6	63	1	15	-	-	4	83	-	-	-	-
Florida	50	918	-	-	-	-	2	64	37	15,688	-	-
Georgia	203	5,431	22	748	15	4,021	14	13,394	16	2,371	2	29
Hawaii	12	153	-	-	-	-	-	-	-	-	-	-
Idaho	62	932	4	84	1	51	-	-	-	-	2	25
Illinois	94	1,605	-	-	-	-	-	-	-	-	-	-
Indiana	56	1,012	7	174	7	2,499	5	1,141	-	-	-	-
Iowa	72	1,341	9	217	3	138	4	472	-	-	1	9
Kansas	162	3,092	20	478	1	112	3	65	-	-	1	1
Kentucky	122	2,929	-	-	14	1,699	5	2,176	-	-	-	-
Louisiana	12	320	-	-	-	-	-	-	-	-	-	-
Maine	-	-	-	-	-	-	-	-	-	-	-	-
Maryland	1	12	-	-	-	-	-	-	-	-	-	-
Massachusetts	-	-	-	-	-	-	-	-	-	-	-	-
Michigan	17	464	-	-	-	-	-	-	-	-	-	-
Minnesota	49	872	-	-	2	1,340	3	761	-	-	-	-
Mississippi	57	1,104	-	-	-	-	2	55	-	-	-	-
Missouri	263	6,232	20	547	6	593	4	191	-	-	-	-
Montana	59	916	-	-	-	-	-	-	-	-	-	-
Nebraska	84	2,120	8	215	6	406	-	-	-	-	-	-
Nevada	18	460	1	11	2	254	-	-	-	-	-	-
New Hampshire	4	31	-	-	-	-	-	-	-	-	-	-
New Jersey	33	850	4	111	1	614	3	807	10	909	-	-
New Mexico	8	119	4	94	11	2,664	1	161	-	-	-	-
New York	16	395	-	-	-	-	2	302	-	-	-	-
North Carolina	36	586	19	318	15	2,628	7	827	-	-	-	-
North Dakota	72	1,560	-	-	-	-	-	-	-	-	-	-
Ohio	239	3,888	24	526	17	2,155	10	2,004	-	-	-	-
Oklahoma	199	4,854	84	2,260	41	5,609	24	1,897	-	-	12	113
Oregon	11	204	-	-	-	-	-	-	-	-	-	-
Pennsylvania	53	992	-	-	-	-	2	47	-	-	-	-
Puerto Rico	50	1,406	3	86	1	105	3	158	-	-	-	-
Rhode Island	-	-	-	-	-	-	-	-	-	-	-	-
South Carolina	23	403	1	32	-	-	-	-	-	-	-	-
South Dakota	63	1,740	-	-	-	-	-	-	-	-	-	-
Tennessee	85	2,142	4	111	3	257	-	-	-	-	-	-
Texas	496	18,195	-	-	-	-	7	647	21	1,750	-	-
Utah	132	2,574	-	-	-	-	-	-	-	-	-	-
Vermont	-	-	-	-	-	-	-	-	-	-	-	-
Virgin Islands	1	11	-	-	-	-	-	-	-	-	-	-
Virginia	194	3,523	14	373	6	1,837	13	1,385	-	-	-	-
Washington	93	1,232	9	193	11	4,251	2	516	-	-	-	-
West Virginia	5	100	-	-	-	-	1	23	-	-	-	-
Wisconsin	97	1,613	-	-	-	-	-	-	-	-	-	-
Wyoming	27	354	4	72	-	-	-	-	-	-	-	-
Totals	4,134	94,372	292	7,374	226	44,474	150	29,903	91	21,574	20	185
Regular Membership	4,134	94,372										
Unlimited Membership Package	226	44,474										
Up to 25 Chapter Package	292	7,374										
Pilot 100% Middle Level Membership	150	29,903										
Urban Membership	91	21,574										
Postsecondary Membership	20	185										
Grand Total Membership	4,913	197,882										

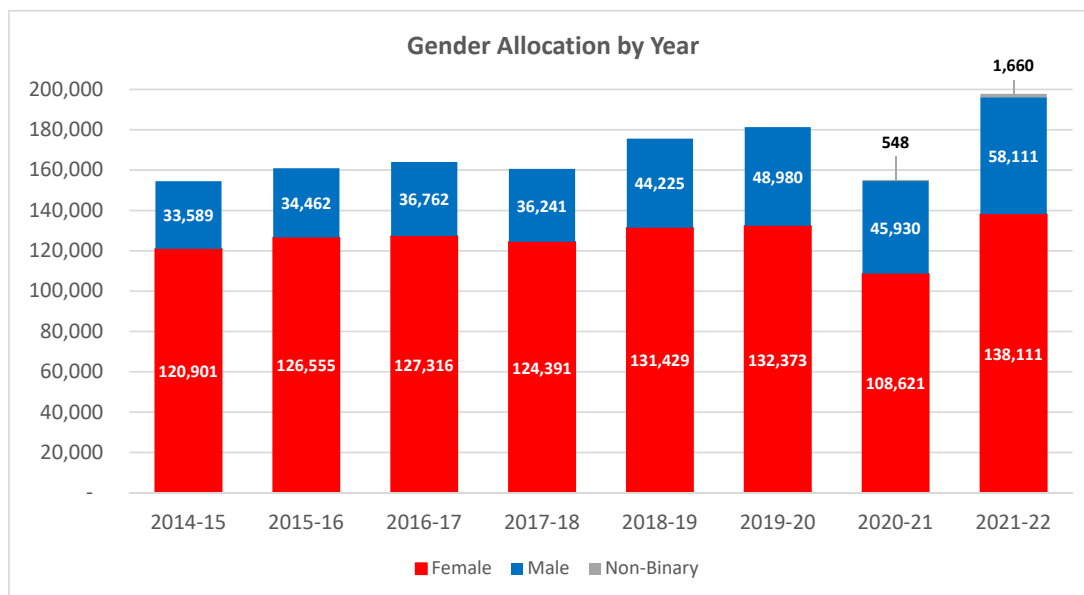
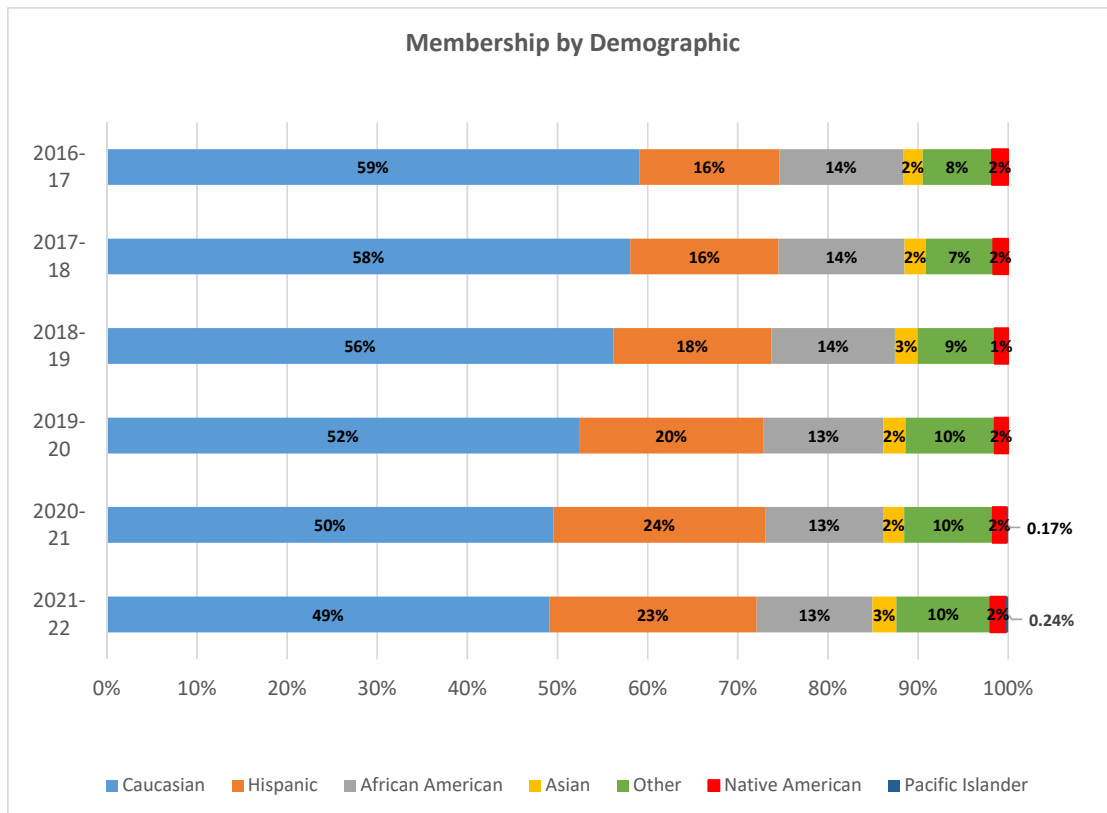
FAMILY, CAREER AND COMMUNITY LEADERS OF AMERICA, INC.

Chapter Membership Type by State
Membership Period Ending May 31, 2021

STATE	Regular		Up to 20		Unlimited		Pilot 100% Middle Level		Urban		Post Secondary	
	Chapters	Members	Chapters	Members	Chapters	Members	Chapters	Members	Chapters	Members	Chapters	Members
Alabama	220	3,839	30	687	14	1,623	4	152	-	-	-	-
Alaska	1	13	-	-	1	34	-	-	-	-	-	-
American Samoa	1	10	-	-	-	-	-	-	-	-	-	-
Arizona	160	3,313	-	-	-	-	-	-	-	-	1	17
Arkansas	168	2,521	63	1,275	13	1,027	8	436	-	-	-	-
California	47	834	8	155	44	8,571	8	906	6	867	-	-
Colorado	71	1,165	-	-	-	-	1	28	-	-	-	-
Connecticut	6	104	-	-	-	-	-	151	-	-	-	-
Delaware	9	86	2	18	1	42	2	-	-	-	-	-
Florida	37	583	-	-	-	-	2	123	39	17,217	-	-
Georgia	148	3,124	45	889	20	2,946	14	11,146	19	4,553	-	-
Hawaii	10	123	-	-	-	-	-	-	-	-	-	-
Idaho	38	561	10	168	-	-	-	-	-	-	3	40
Illinois	47	878	-	-	-	-	-	-	-	-	-	-
Indiana	25	301	20	385	12	1,147	4	619	-	-	-	-
Iowa	40	773	11	160	4	146	3	432	-	-	-	-
Kansas	145	2,420	17	334	3	195	3	97	-	-	-	-
Kentucky	44	713	22	424	24	3,051	2	1,480	-	-	-	-
Louisiana	12	219	-	-	-	-	-	-	-	-	-	-
Maine	-	-	-	-	-	-	-	-	-	-	-	-
Maryland	-	-	-	-	-	-	-	-	-	-	-	-
Massachusetts	-	-	-	-	-	-	-	-	-	-	-	-
Michigan	11	237	4	69	1	31	-	-	-	-	-	-
Minnesota	38	588	4	81	-	-	4	780	-	-	-	-
Mississippi	25	399	12	201	-	-	3	96	-	-	-	-
Missouri	195	3,413	30	646	12	859	4	218	-	-	-	-
Montana	60	865	-	-	-	-	-	-	-	-	-	-
Nebraska	67	1,383	19	475	13	796	-	-	-	-	-	-
Nevada	12	145	2	23	5	536	-	-	-	-	-	-
New Hampshire	5	38	-	-	-	-	-	-	-	-	-	-
New Jersey	21	499	8	145	5	438	3	360	4	1,118	-	-
New Mexico	10	182	1	17	10	1,631	2	38	-	-	-	-
New York	15	257	-	-	-	-	1	306	-	-	-	-
North Carolina	22	379	22	342	23	2,351	6	750	-	-	-	-
North Dakota	55	898	7	131	2	157	-	-	-	-	-	-
Ohio	228	3,608	28	518	20	3,132	7	1,000	-	-	-	-
Oklahoma	297	5,487	23	523	21	1,630	7	332	-	-	12	90
Oregon	3	45	4	91	-	-	-	-	-	-	-	-
Pennsylvania	32	508	7	134	1	32	1	20	-	-	-	-
Puerto Rico	17	338	5	139	3	233	-	-	-	-	-	-
Rhode Island	1	6	-	-	-	-	-	-	-	-	-	-
South Carolina	15	200	-	-	-	-	-	-	-	-	-	-
South Dakota	59	1,298	3	87	-	-	-	-	-	-	-	-
Tennessee	55	913	18	343	7	561	-	-	-	-	-	-
Texas	335	10,936	74	2,179	-	-	6	1,639	6	1,092	-	-
Utah	92	1,301	30	749	-	-	-	-	-	-	-	-
Vermont	1	16	-	-	-	-	-	-	-	-	-	-
Virgin Islands	-	-	-	-	-	-	-	-	-	-	-	-
Virginia	101	1,350	29	407	19	3,279	16	1,607	-	-	-	-
Washington	85	935	16	248	7	1,383	1	262	-	-	-	-
West Virginia	3	19	2	30	-	-	-	-	-	-	-	-
Wisconsin	74	1,051	-	-	-	-	-	-	-	-	-	-
Wyoming	24	302	3	46	-	-	-	-	-	-	-	-
Totals	3,187	59,176	579	12,119	285	35,831	112	22,978	74	24,847	16	147

Regular Membership	3,187	59,176
FCS Unlimited Development Package	285	35,831
Up to 20 Leadership Development Package	579	12,119
Pilot 100% Middle Level Membership	112	22,978
Urban Membership	74	24,847
Postsecondary Membership	16	147
Grand Total Membership	4,253	155,098

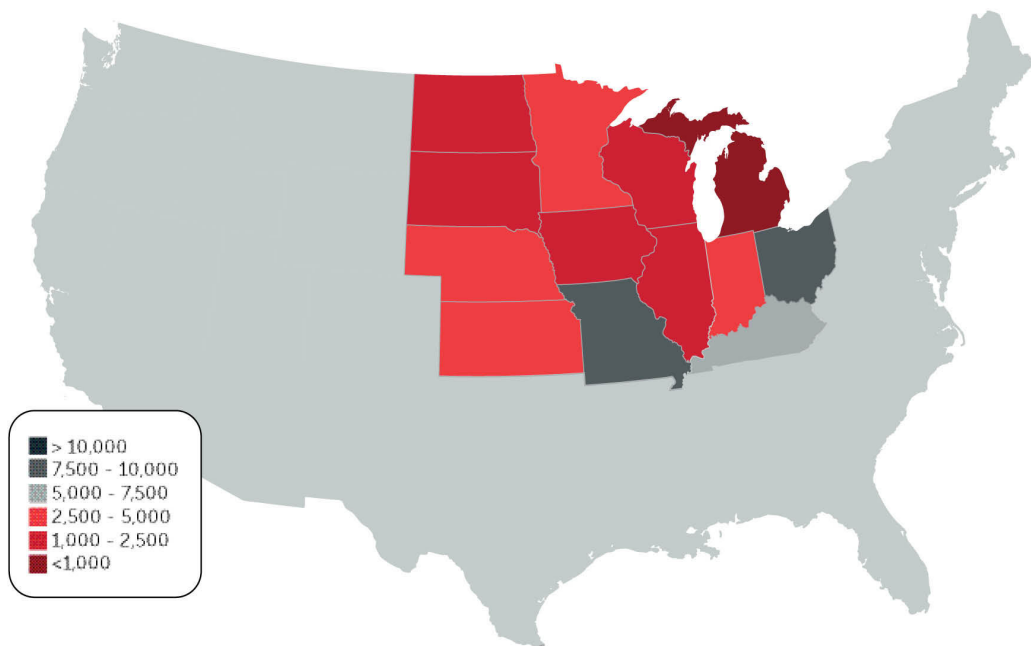
FAMILY, CAREER AND COMMUNITY LEADERS OF AMERICA, INC.
Membership Summary
Membership Period Ending May 31, 2022



FAMILY, CAREER AND COMMUNITY LEADERS OF AMERICA, INC.
Regional Chapter/Membership Profiles
Membership Period Ending May 31,

Central Region

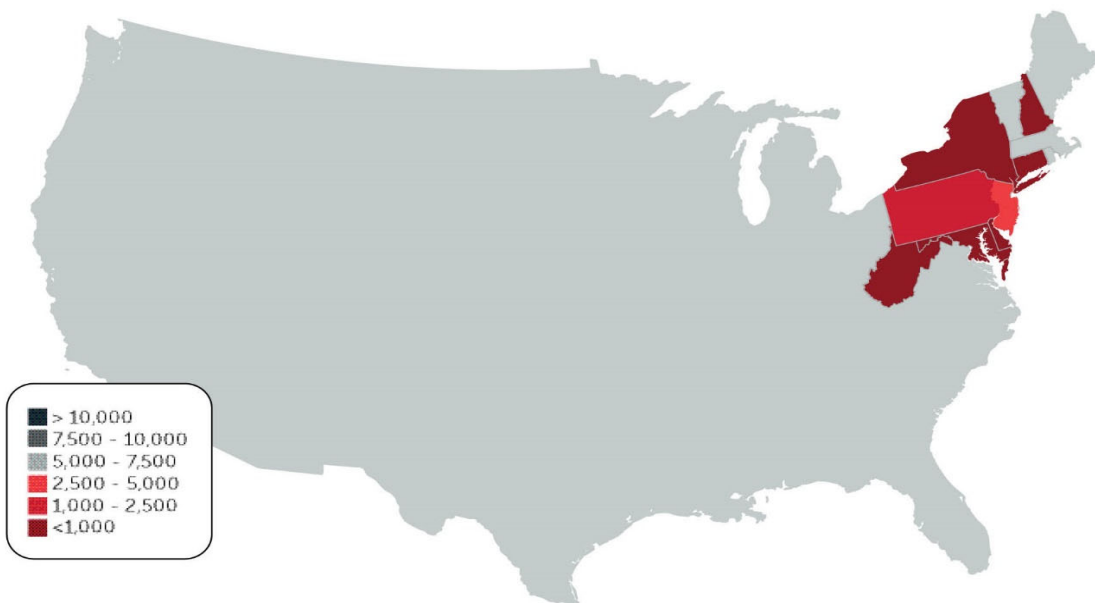
STATE	2022		2021		CHANGE IN MEMBERS	
	CHAPTERS	MEMBERS	CHAPTERS	MEMBERS	#	%
Illinois	94	1,605	47	878	727	82.80%
Indiana	75	4,826	61	2,452	2,374	96.82%
Iowa	89	2,177	58	1,511	666	44.08%
Kansas	187	3,748	168	3,046	702	23.05%
Kentucky	141	6,804	92	5,668	1,136	20.04%
Michigan	17	464	16	337	127	37.69%
Minnesota	54	2,973	46	1,449	1,524	105.18%
Missouri	293	7,563	241	5,136	2,427	47.25%
Nebraska	98	2,741	99	2,654	87	3.28%
North Dakota	72	1,560	64	1,186	374	31.53%
Ohio	290	8,573	283	8,258	315	3.81%
South Dakota	63	1,740	62	1,385	355	25.63%
Wisconsin	97	1,613	74	1,051	562	53.47%
TOTALS	1,570	46,387	1,311	35,011	11,376	32.49%



FAMILY, CAREER AND COMMUNITY LEADERS OF AMERICA, INC.
Regional Chapter/Membership Profiles
Membership Period Ending May 31,

North Atlantic Region

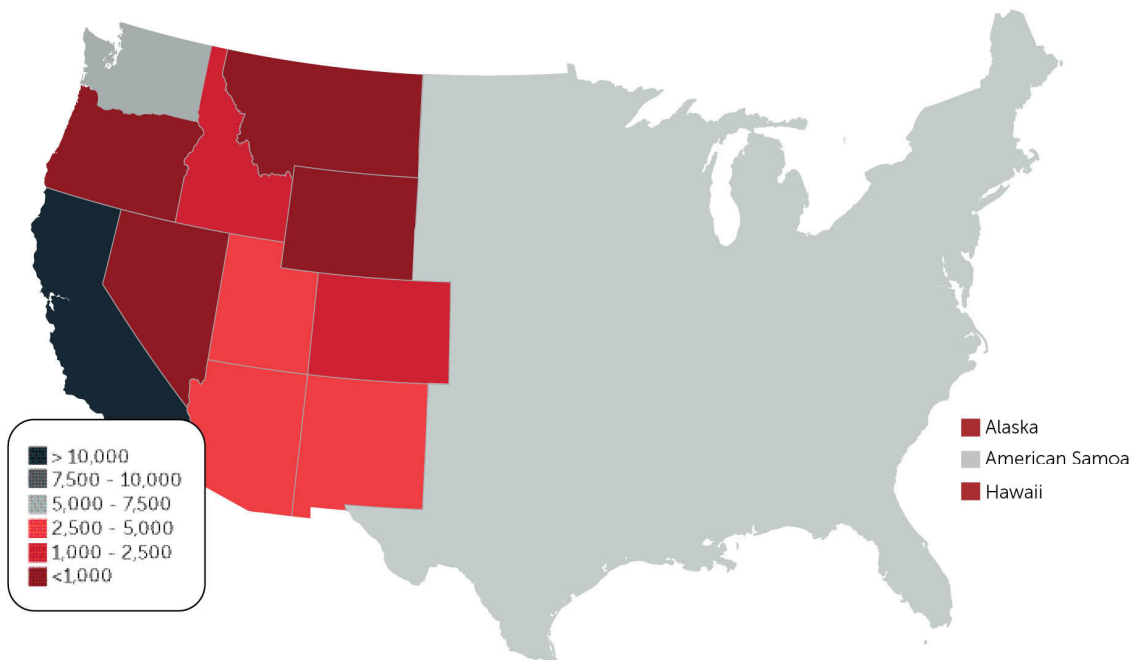
STATE	2022		2021		CHANGE IN MEMBERS	
	CHAPTERS	MEMBERS	CHAPTERS	MEMBERS	#	%
Connecticut	11	163	6	104	59	56.73%
District of Columbia	1	31	-	-	31	100.00%
Delaware	11	161	14	297	(136)	-45.79%
Maine	-	-	-	-	-	-
Maryland	1	12	-	-	12	100.00%
Massachusetts	-	-	-	-	-	-
New Hampshire	4	31	5	38	(7)	-18.42%
New Jersey	51	3,291	41	2,560	731	28.55%
New York	18	697	16	563	134	23.80%
Pennsylvania	55	1,039	41	694	345	49.71%
Rhode Island	-	-	1	6	(6)	-100.00%
Vermont	-	-	1	16	(16)	-100.00%
West Virginia	6	123	5	49	74	151.02%
TOTALS	158	5,548	130	4,327	1,221	28.22%



FAMILY, CAREER AND COMMUNITY LEADERS OF AMERICA, INC.
Regional Chapter/Membership Profiles
Membership Period Ending May 31,

Pacific Region

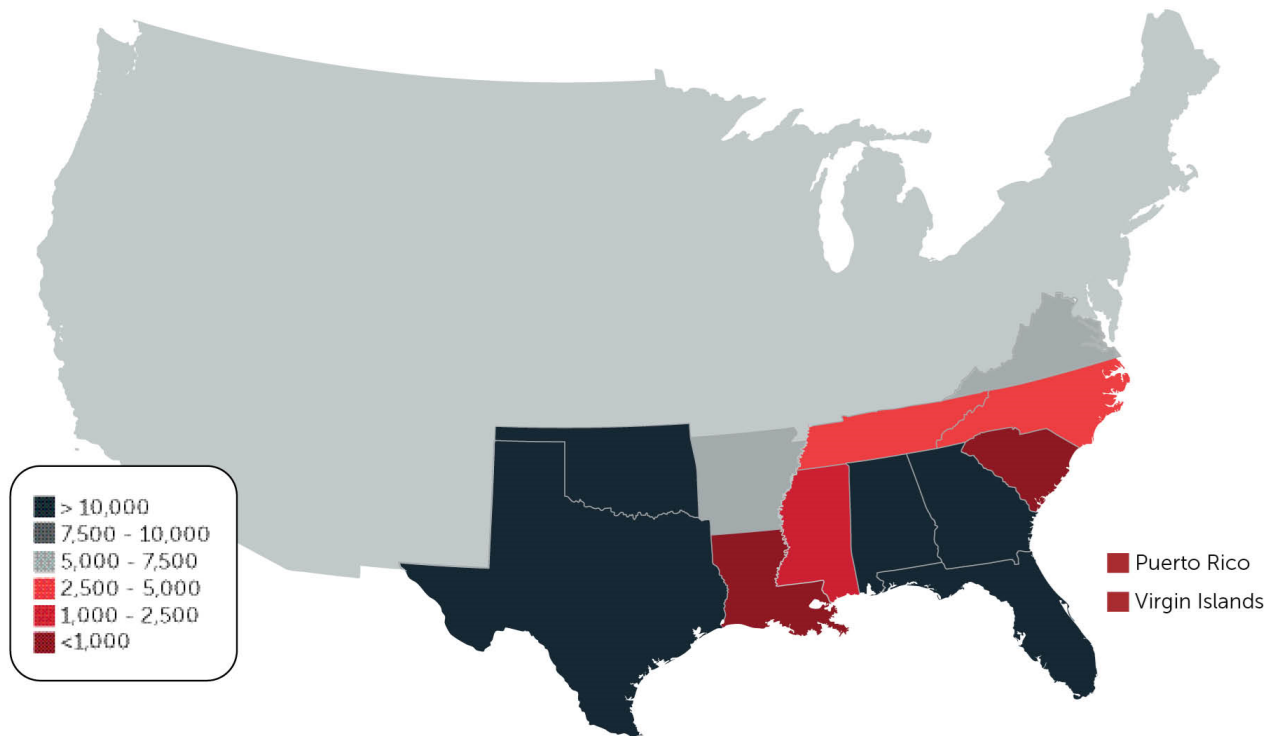
STATE	2022		2021		CHANGE IN MEMBERS	
	CHAPTERS	MEMBERS	CHAPTERS	MEMBERS	#	%
Alaska	1	28	2	47	(19)	-40.43%
American Samoa	-	-	1	10	(10)	-100.00%
Arizona	175	3,652	161	3,330	322	9.67%
California	107	13,362	113	11,333	2,029	17.90%
Colorado	92	1,823	72	1,193	630	52.81%
Hawaii	12	153	10	123	30	24.39%
Idaho	69	1,092	51	769	323	42.00%
Montana	59	916	60	865	51	5.90%
Nevada	21	725	19	704	21	2.98%
New Mexico	24	3,038	23	1,868	1,170	62.63%
Oregon	11	204	7	136	68	50.00%
Utah	132	2,574	122	2,050	524	25.56%
Washington	115	6,192	109	2,828	3,364	118.95%
Wyoming	31	426	27	348	78	22.41%
TOTALS	849	34,185	777	25,604	8,581	33.51%



FAMILY, CAREER AND COMMUNITY LEADERS OF AMERICA, INC.
Regional Chapter/Membership Profiles
Membership Period Ending May 31,

Southern Region

STATE	2022		2021		CHANGE IN MEMBERS	
	CHAPTERS	MEMBERS	CHAPTERS	MEMBERS	#	%
Alabama	276	10,032	268	6,301	3,731	59.21%
Arkansas	266	6,074	252	5,259	815	15.50%
Florida	89	16,670	78	17,923	(1,253)	-6.99%
Georgia	272	25,994	246	22,658	3,336	14.72%
Louisiana	12	320	12	219	101	46.12%
Mississippi	59	1,159	40	696	463	66.52%
North Carolina	77	4,359	73	3,822	537	14.05%
Oklahoma	360	14,733	360	8,062	6,671	82.75%
Puerto Rico	57	1,755	25	710	1,045	147.18%
South Carolina	24	435	15	200	235	117.50%
Tennessee	92	2,510	80	1,817	693	38.14%
Texas	524	20,592	421	15,846	4,746	29.95%
Virgin Islands	1	11	-	-	11	-
Virginia	227	7,118	165	6,643	475	7.15%
TOTALS	2,336	111,762	2,035	90,156	21,606	23.97%



FAMILY, CAREER AND COMMUNITY LEADERS OF AMERICA, INC.
State Ranking By Membership
Membership Period Ending May 31, 2022

RANK	# OF CHAPTERS	MEMBERS
Georgia	272	25,994
Texas	524	20,592
Florida	89	16,670
Oklahoma	360	14,733
California	107	13,362
Alabama	276	10,032
Ohio	290	8,573
Missouri	293	7,563
Virginia	227	7,118
Kentucky	141	6,804
Washington	115	6,192
Arkansas	266	6,074
Indiana	75	4,826
North Carolina	77	4,359
Kansas	187	3,748
Arizona	175	3,652
New Jersey	51	3,291
New Mexico	24	3,038
Minnesota	54	2,973
Nebraska	98	2,741
Utah	132	2,574
Tennessee	92	2,510
Iowa	89	2,177
Colorado	92	1,823
Puerto Rico	57	1,755
South Dakota	63	1,740
Wisconsin	97	1,613
Illinois	94	1,605
North Dakota	72	1,560
Mississippi	59	1,159
Idaho	69	1,092
Pennsylvania	55	1,039
Montana	59	916
Nevada	21	725
New York	18	697
Michigan	17	464
South Carolina	24	435
Wyoming	31	426
Louisiana	12	320
Oregon	11	204
Connecticut	11	163
Delaware	11	161
Hawaii	12	153
West Virginia	6	123
New Hampshire	4	31
District of Columbia	1	31
Alaska	1	28
Maryland	1	12
Virgin Islands	1	11
Vermont	-	-
American Samoa	-	-
Rhode Island	-	-
Massachusetts	-	-
Maine	-	-
Totals	4,913	197,882