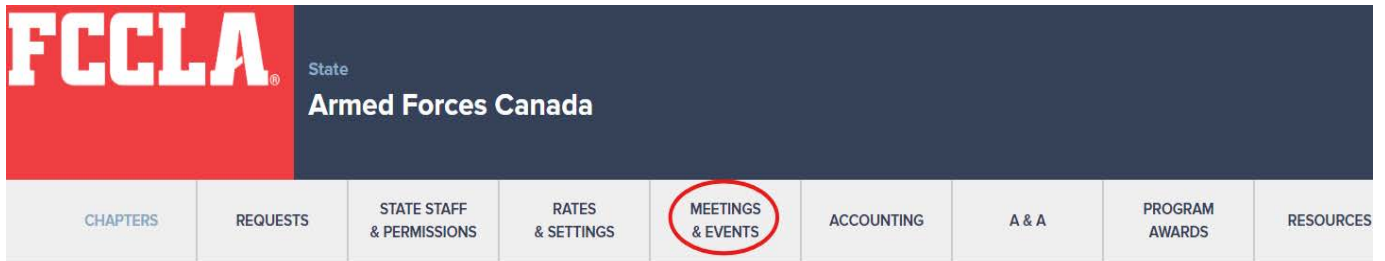


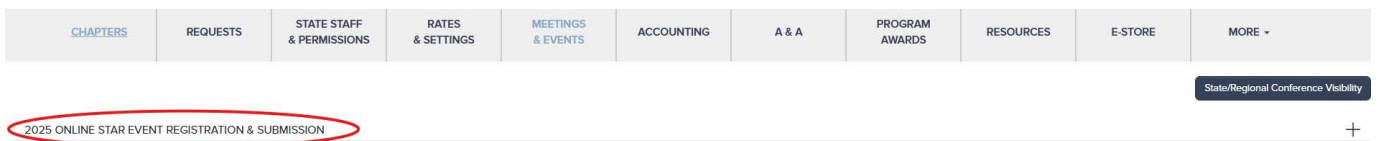
REGISTERING FOR ONLINE STAR EVENTS

Step by Step – How to register a member for an Online STAR Event

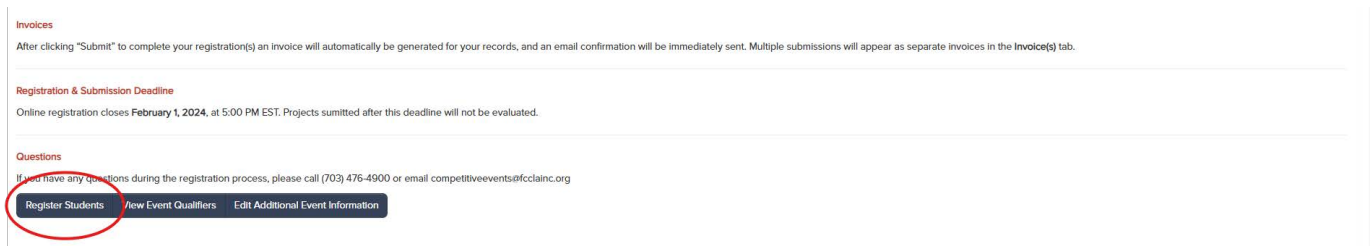
1- Login to the FCCLA portal and select the blue “Meetings & Events” tab; this will take you to the available registrations.



2- You will then select “Online STAR Event Registration & Submission.”



3- Next, you will be taken to the screen shown below, this is where you will be able to register members for their Online STAR Event. Click “Register Students.”



4- Next, you will be taken to the registration screen, which allows you to select which student you would like to register. Please note that only affiliated students will populate on this list. Select the student and click “continue.”



5- The name verification screen will pop-up. Make sure the spelling is correct for the specific member you’ve selected. **If everything is correct, select OK.** If not, you can submit a name change to correct the students’ information.

Name Verification

Before you continue to register, be sure to double-check the spelling of your student's name. The spelling of the name that appears here will be how the name will be listed on the in-person name badge.

Click **'OK'** if the name is correct and continue with registration.

Click **'Submit Name Change'** to change the spelling of the student's name. You will be directed back to the **Members** tab. Next click on the **Edit Pencil** icon next to the student's name you are trying to change. Then select the black **Request Name Change** button located at the top. Fill out the correct spelling of the name and select **Save**. The request will go to your state adviser. After the state adviser approves the request, the name will be updated for affiliation and all meetings.

Click **'Download Name Change Instructions'** to download the instructions to save for later.

If you have any questions on this process, call 703-476-4900 or email membership@fcclainc.org.



6- Once you select OK above, you will be taken to the student profile screen, where you will need to enter and verify the specific member's information. You will need their cell phone number, email, and badge title. In order to move to the next screen, you will need to select the "Student Email Verified" box and then click next.

7- Next, you will select which Online STAR Event they would like to participate in. On this screen, **it gives you the option to select the specific event as well as which team they will be a part of (if applicable)**. For this portion, you need to make sure that you select the correct team # for each student. For example, if students Jack and Jill were competing on a team together and Taylor and Travis were competing individually, you would select team A for both Jack and Jill and select team B for Travis and team C for Taylor. After selecting the team #, **you will include the project URL and select "next."** If it is an individual event, a team number will not be required.

**** Please Note-** You can submit the project's URL even if the project is incomplete. The URL address for their project should not change. Participants have from now until the registration deadline to make any changes; no changes can be made to the project after the registration deadline until the Top 15 are announced. **Please test your URL to make sure it is accessible to an outside source- to test this, you can open up an incognito browser and paste your URL. If your link works, you are all good to go.**

Online STAR Event

Showing 1 to 4 of 4 records

Select	Event Name	Event Type	Level	Team Number Team # This Individual is On	Price	Date/Time	Additional Information
<input type="checkbox"/>	Digital Stories for Change (8:00 am-5:00 pm)	Team	3	Select...	\$25.00	Thursday, February 15th, 2024 8:00 am - Friday, March 1st, 2024 5:00 pm	Project site must be PUBLIC and the URL provided links DIRECTLY to project page. Do not use a general school web address, e.g., www.myschool.edu. DO NOT link project to a chapter Facebook or YouTube page. List the project URL below. Required
<input type="checkbox"/>	FCCLA Chapter Website (8:00 am-5:00 pm)	Team	3	Select...	\$25.00	Thursday, February 15th, 2024 8:00 am - Friday, March 1st, 2024 5:00 pm	Only ONE entry per chapter. Project site must be PUBLIC and the URL provided links DIRECTLY to project page. Do not use a general school web address, e.g., www.myschool.edu. DO NOT link project to a chapter Facebook or YouTube page. List the project URL below. Required
<input checked="" type="checkbox"/>	Instructional Video Design (8:00 am-5:00 pm)	Team	3	Select... A B C D E F	\$25.00	Thursday, February 15th, 2024 8:00 am - Monday, April 1st, 2024 5:00 pm	Project site must be PUBLIC and the URL provided links DIRECTLY to project page. Do not use a general school web address, e.g., www.myschool.edu. DO NOT link project to a chapter Facebook or YouTube page. List the project URL below. Required
<input type="checkbox"/>	RED Talks on Education (8:00 am-8:00 am)	Individual	3	Select...	\$25.00	Monday, February 5th, 2024 8:00 am - 8:00 am	Project site must be PUBLIC and the URL provided links DIRECTLY to project page. Do not use a general school web address, e.g., www.myschool.edu. DO NOT link project to a chapter Facebook or YouTube page. List the project URL below. Required

Does this student require a specific accommodation to be reviewed by National FCCLA?

Required

[Previous](#)

[Next](#)

8- Once you choose the event and input the URL, select next, and you will be brought to the confirmation screen. Please ensure that all the information is correct and that you are registering your member for the correct event. Once you have checked everything is correct, you will select "finish."

1 Verify 2 Competitive Events 3 Confirmation

Confirmation

Please review all attendee registration information for accuracy before clicking the "Finish" button.
 If changes need to be made click "Previous" to go back to the prior screen and make any necessary edits.
 Please be advised that your registration is NOT complete until you click "Submit" to complete the registration.

Profile
 Name: Test One
 Home Phone: Cell Phone: (123) 452-6787
 Email: evelyn.vrugs009@gmail.com
 Badge Title: Student Member

Item	Description	Date/Time	Quantity	Amount	Total
Registration	Registration		1	\$0.00	\$0.00
Competitive Event	Instructional Video Design (8:00 am-5:00 pm)		1	\$25.00	\$25.00
				TOTAL:	\$25.00

Special Code:

[Previous](#) [Finish](#)

9- You will then be brought back to the screen below. Repeat the process if you have additional competitors. Once you have all students registered, select all and click the red "Accept Disclaimers" button.

Register Students View Event Qualifiers Edit Additional Event Information Download Rubrics **Accept Disclaimers**

Select All

Please read and accept the Disclaimers then select the attendees you wish to appear on the same invoice, then click submit registration

Showing 1 to 2 of 2 records

Status	User Type	Badge Title	First Name	Middle Initial	Last Name	View	Edit	Add Items	Volunteering	Leadership Academy Schedules	Delete	Resend Confirmation
<input type="checkbox"/>	Student	Student Member	Test		One	View	Edit				Delete	Resend Confirmation
<input type="checkbox"/>	Student	Student Member	Test		Two	View	Edit				Delete	Resend Confirmation

10- When you get to this screen, you will need to read the information, scroll all the way to the bottom and then select **“I have read and agree to the Rules & Regulations, FCCLA Acceptance Policy and the FCCLA Cancellation Policy”** as well as clicking **“confirm.”** Also, if you would like, you can put your email into the optional space if you would like to receive a copy of the rules and regulations.

Disclaimers

Please Scroll To Bottom

By submitting an Online STAR Event entry, you grant FCCLA the right to share this project, for the purpose of evaluation, with volunteer evaluators. All digital project settings must be made "public" in order for volunteers to access the projects for evaluation purposes.

EMAIL CONSENT

I agree to receive electronic correspondence (emails) from FCCLA for myself and anyone I register regarding the digital project. Emails may be sent to request project information, and to share event results and scoring materials.

REFUNDS

- As with other national STAR Events, **refunds are not available for Competitive Events registration.**
- Refunds for projects not completed by February 1, 2024 are not available.
- In cases where payment has not been made the cancellation policy remains the same. Your chapter will still be responsible for the balance.

Email Rules And Regulations to Adviser, and an additional (optional) email:

I have read and agree to the Rules & Regulations, FCCLA Acceptance Policy and the FCCLA Cancellation Policy

11- Next, you will need to select all and click the red **“Submit Registration”** button; this will be one of the final steps to registering your students.

If you have any questions during the registration process, please call (703) 476-4900 or email competitiveevents@fccla.org

Please read and accept the Disclaimers then select the attendees you wish to appear on the same invoice, then click submit registration

Showing 1 to 2 of 2 records

12- Once you select **“Submit Registration,”** the confirmation screen will pop-up. This screen is where you are able to view how much your balance will be for this event and select **“Create Invoice.”**

Confirmation

Showing 1 to 3 of 3 records

Search:

Item	Misc Product Notes	Unit Price	Quantity	Amount
Instructional Video Design	Thursday, February 15th, 2024 8:00 am - 5:00 pm	\$25.00	2	\$50.00
Instructional Video Design	Thursday, February 15th, 2024 8:00 am - 5:00 pm	\$0.00	2	\$0.00
Registration		\$0.00	2	\$0.00

10 entries per page

Total Charges: \$50.00

By clicking the Submit Registration button, you are agreeing to register and pay the total charges noted above for selected members. Once a members have been submitted for registration, the member cannot be deleted. If the above balance is not in line with your anticipated registration fees, please Close this window and contact your state adviser for more information on FCCLA registration rates. Click Confirm if you want to submit the selected members.

Send to additional email (optional):

13- You will then get this message where you are able to select if you want to “**view your invoice**” or “**pay invoice,**” which will then bring you to the portal to pay your balance. You can access this in your portal at any time to make this payment. **All payments are due by March 1. Members who are on an unpaid invoice will not receive their scores or rubrics and will be ineligible to advance to the National Leadership Conference.**

Pay Or View Invoice(s) Now? x

View Invoice(s)

Pay Invoice(s)

Pay Invoice(s) Later

Close