

# Say Yes to FCS Lesson Plan

## Topic:

Say Yes to FCS: What is Family and Consumer Sciences?

**Grade Level:** 7-12

**Time Frame:** 30-90 Minutes; if completing all 4 activities: 260 minutes

## Materials Needed:

Worksheets:

- Design a Family and Consumer Sciences Teacher
- Design a Family and Consumer Sciences Classroom
- Design a Family and Consumer Sciences Schedule
- Design a Family and Consumer Sciences Professional Croquis Template
- Design a Family and Consumer Sciences Classroom: Graph Paper Template
- Bulletin Board Template
- Pennant Template
- Design a Family and Consumer Sciences Career Point Tracker

## Notes:

---

---

## Objective:

- Students will research what it is to be a Family and Consumer Sciences professional.
- Students will gain understanding of becoming a teacher, adviser or professional in the FCS field.
- Students will learn how to set up a FCS classroom and schedule.
- Students will learn how to create a croquis and design appropriate garments for professionals.

## Family and Consumer Sciences Standards:

Career, Community and Family Connections: 1.1.4, 1.1.6, 1.2.1, 1.2.2, 1.2.3, 1.2.5, 1.2.7, & 1.2.8

Housing and Interior Design:  
11.4.2, 11.4.3, 11.4.4, 11.4.6

Textiles, Fashion, and Apparel:  
16.3.1, 16.3.2, 16.3.3, 16.3.4, 16.3.5, 16.3.6, 16.3.7, 16.3.8

## Directions:

- The 4 worksheets, with templates, can be done by students as a set, or each can be done individually.
- Student should follow directions on each worksheet to research the answers to questions.

## Follow Up Questions:

- What did you already know about FCS?
- What did you learn about FCS?
- How are FCS and FCCLA related?
- What skills do you need to be an FCS professional?
- What makes a good FCS professional?

# Say Yes to FCS Activity 1

## Design a Family and Consumer Sciences Teacher

**Directions:** Congratulations, you are a Family and Consumer Sciences teacher! The best part is, you get to design your own success. Plus, as a Family and Consumer Sciences teacher, you have the ability to be an FCCLA Adviser. The two go hand in hand for the greatest of success! Complete the worksheet below to provide an overview of your Family and Consumer Sciences Teacher career.

### Where would you get your FCS teaching degree?

Research schools that offer Family and Consumer Science majors here:

<https://www.fcscd.net/fcscd/recruit/recruit-commit>

Select one of the schools listed. Using the pennant template, include the following information:

- Front Side - school/University name, location, mascot, and use of school colors for decoration.
- Back Side
  - Admission Requirements and Deadlines
  - Tuition Information
  - Student Life Activities within the FCS program
  - Other Student Life Activities provided at your school you would be interested in.
  - At least 2 other interesting facts about the school.

### Where do you work?

Based on your college education, record where you want to live, where you want to be a teacher, and what are the job duties for this career.

### How much do you make?

Based on where you selected to live and teach, research middle, high school and Career and Technical Education (CTE) teachers [here](#) and record your starting salary here.

### What do you wear?

Design your teacher attire. Consider the day-to-day tasks that an FCS teacher may complete and illustrate three (3) appropriate outfits they would wear. Draw and color your wardrobe on the croquis template provided, and describe why you chose these outfits.

### What skills do you need?

Design your teacher skill set. Consider the skills you feel make a successful Family and Consumer Sciences teacher and FCCLA Adviser, and illustrate them with word bubbles around the three (3) outfits you illustrated. Identify at least 6 skills a Family and Consumer Sciences teacher/FCCLA Adviser will need.

# Say Yes to FCS Activity 1

## Design a Family and Consumer Sciences Teacher

### FCCLA Integration

Research FCCLA [here](#) and select at least three (3) programs or activities you would integrate into your classroom. For each, provide an explanation of how the program or activity would be integrated into your classroom.

### Your Chapter

Develop a creative membership campaign that you would use to grow your FCCLA Chapter. Using the Bulletin Board template, design, and illustrate a creative bulletin board that promotes FCCLA and highlights your membership campaign.

### State and National Conferences

Use information on your state FCCLA website and the national FCCLA website to learn more about the different events happening this year. Research and design a creative way to fundraise with your chapter to attend events at the state and national level.

- What event(s) do you need to fundraise for?
- What is our fundraising goal?
- How will you reach your goal?
  - Who will be involved?
  - What will you be doing?
  - Where will it happen?
  - When will it happen?

# Say Yes to FCS Activity 2

## Design a Family and Consumer Sciences Teaching Schedule

**Directions:** As a Family and Consumer Sciences teacher, you have a variety of courses and topics that you could teach. Find information about courses taught in FCS [here](#) or on your state CTE department of education website.

- What grades do you want to teach and why?
- Below are the 4 FCCLA Career Pathways, "Human Services," "Education and Training," "Visual Arts and Design," and "Hospitality and Tourism," aligned with Family and Consumer Sciences. For each Career Pathway record five careers that fall into that pathway and at least one class a Family and Consumer Sciences teacher would provide that matches those careers. In the last box list 3 skills needed for the careers listed. More information about career pathways can be found [here](#).

Career Pathway	Human Services	Education and Training	Visual Arts and Design	Hospitality and Tourism
<b>Careers</b> 1. 2. 3. 4. 5.				
<b>FCS Class</b> 1. (minimum) 2.				
<b>Skills</b> 1. 2. 3.				

- Based on your chart, what classes would you like to teach and why? Choose at least three.

# Say Yes to FCS Activity 3

## Design a Family and Consumer Sciences Classroom

**Directions:** You now get to design your ideal FCS classroom! Based on the courses you identified in the Design a Family and Consumer Sciences Teaching Schedule activity and using information found [here](#), and design your ideal classroom on the graph paper template provided, or on your own graph paper. You can find design elements and symbol information using the resources below:

- <http://www.houseplanshelper.com/floor-plan-symbols.html>
- <https://www.conceptdraw.com/examples/plan-of-classroom-using-symbols>

You must also complete this using an online floor planning design program. Here are a few free options:

- <https://floorplanner.com/>
- <https://www.smartdraw.com/floor-plan/floor-plan-designer.htm>
- <https://www.homestyler.com/>

*\*Note these websites require an account to be created to design a floor plan.*

**After designing your classroom, answer the questions below.**

**What classes will you teach in this room?**

---

---

---

**What supplies, equipment, furniture, and/or resources do you need in your classroom to teach your classes?**

---

---

---

# Say Yes to FCS

## Activity 4

# Design a Family and Consumer Sciences Professional

**Directions:** If you're interested in Family and Consumer Sciences, know that being a Family and Consumer Sciences teacher is not the only professional option you have! For each item on the worksheet, research and record what it would look like if you were a FCS professional.

### What field do you work in?

Learn more about FCS and careers here:

<https://www.aafcs.org/careers/all-careers/fcs>

Job descriptions and duties here: <https://www.bls.gov/ooh>

Extension agents here: <https://www.agcareers.com/career-profiles/extension-agent.cfm>

Based on this information, **what FCS professional career is most interesting to you and why?**

### What degree will you earn?

List degrees or certifications you will be required to have for an entry-level position for the career you identified. Also include any advanced degrees or certifications you may choose to pursue throughout the life of your profession, or may be required to have in your profession.

### Where did you get your degree?

Research schools that offer Family and Consumer Science majors [here](#) and choose one that interests you and offers the field of study of which you are interested.

Select one of the schools listed. Using the pennant template, include the following information:

- Front Side - school/University name, location, mascot, and use of school colors for decoration.
- Back Side
  - Admission Requirements and Deadlines
  - Tuition Information
  - Student Life Activities within the FCS program
  - Other Student Life Activities provided at your school you would be interested in.
  - At least 2 other interesting facts about the school.

# Say Yes to FCS

## Activity 4

### Design a Family and Consumer Sciences Professional

#### Where do you work?

Based on your college education, where will you live and what do you do for work? Include specific information including the company name, position(s), and job duties you perform.

---

---

---

#### How much do you make?

Record your starting salary information here (found in career links above). Also include related information on how you can be promoted throughout your career, and what your median and maximum salary could be.

---

---

---

#### What do you wear?

Using information, you provided above, design three (3) outfits you would wear in your profession. Illustrate and color your wardrobe using the croquis template worksheet and describe why you chose these outfits.

---

---

---

#### What skills do you have?

Design your professional skill set. Consider the skills you feel make a successful FCS professional and illustrate them in word bubbles around the three (3) outfits you illustrated. Identify at least 6 skills a Family and Consumer Sciences professional would need in the career you chose.

---

---

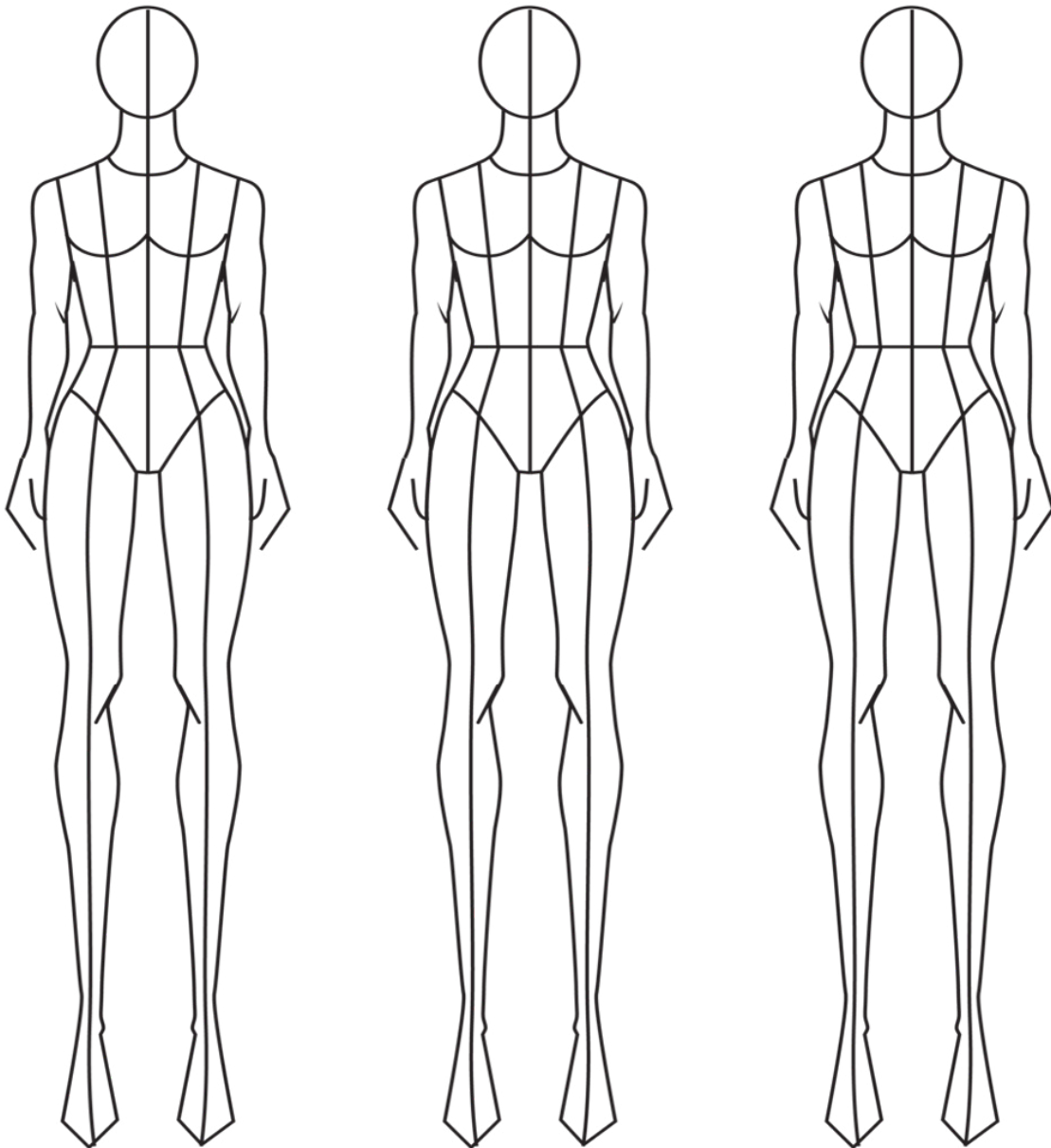
---

# Say Yes to FCS Template

## Croquis Template

**Directions:** Use this template to complete the “What do you wear?” sections of the Designing a Family and Consumer Sciences Teacher and Designing a Family and Consumer Sciences Professional worksheets.


Create your own croquis using this complete [step-by-step instruction guide](#)





# Say Yes to FCS Template

: Design a Family and  
: Consumer Sciences  
: Classroom Graph Paper  
: Template



# Say Yes to FCS Rubric

## Design a Family and Consumer Sciences Career Point Tracker

Item	Possible Point(s)	Point(s) Earned
<b>Design a Family and Consumer Sciences Teacher</b>		
All sections of the sheet are complete	7	
Effort of thoughtful reflection and research is evident.	5	
Where did you get your degree? Pennant: All required FRONT information is provided.	10	
Where did you get your degree? Pennant: All required BACK information is provided.	10	
Where did you get your degree? Pennant: Information is organized with a creative and appealing design.	5	
What to Wear: 3 completed fashion designs with detail and in color.	15	
What to Wear: Description of why each outfit was selected.	6	
Skills: At least 6 skills identified.	6	
FCCLA Integration: 3 programs/activities identified with a clear understanding of how they could be integrated in the FCS classroom.	6	
Your Chapter: Bulletin board is creative and includes information about FCCLA and membership campaign details.	10	
State and National Conferences: Fundraising plan includes a reason for fundraising, a SMART fundraising goal, and detailed plan to reach the goal.	15	
<b>Design a Family and Consumer Sciences Teacher total points:</b>	90	
<b>Design a Family and Consumer Sciences Teaching Schedule</b>		
All sections of the worksheet are completed.	5	
Effort of thoughtful reflection and research is evident.	5	
At least 5 careers are listed per FCCLA Career Pathway	20	
At least 1 FCS Class is listed per FCCLA Career Pathway	4	
At least 3 skills needed is listed per FCCLA Career Pathway	12	
<b>Design a Family and Consumer Sciences Teaching Schedule total points:</b>	46	


# Say Yes to FCS Rubric

## Design a Family and Consumer Sciences Career Point Tracker

Item	Possible Point(s)	Point(s) Earned
<b>Design a Family and Consumer Sciences Classroom</b>		
Floor plan is creative and thoughtful.	5	
Floor plan scale is provided.	5	
Proper symbols are used to identify furniture, windows, doors, electrical outlets, etc.	5	
Furniture arrangement allows for functional flow throughout the space.	5	
Furniture arrangement allows for functional amount of space between items for ease to move around the room.	5	
Floor plan design is appropriate for the classes listed to use the space.	5	
A complete list of supplies, equipment, furniture and/or resources are provided.	5	
<b>Design a Family and Consumer Sciences Classroom total points:</b>	35	
<b>Design a Family and Consumer Science Professional</b>		
All sections of the sheet are complete.	8	
Effort of thoughtful reflection and research is evident.	5	
Where did you get your degree? Pennant: All required FRONT information is provided.	5	
Where did you get your degree? Pennant: All required BACK information is provided.	10	
Where did you get your degree? Pennant: Information is organized with a creative and appealing design.	5	
What to Wear: 3 completed fashion designs with detail and in color.	15	
What to Wear: Description of why each outfit was selected.	6	
Skills: at least 6 skills identified	6	
<b>Design a Family and Consumer Sciences Professional total points:</b>	60	
<b>Design a Family and Consumer Sciences Lesson total points:</b>	231	

# Say Yes to FCS Template

Bulletin Board Template



# Say Yes to FCS Template

## Pennant Template

**Directions:** Use for the “Where did you get your degree?” sections of the Design a Family and Consumer Sciences Teacher and Design a Family and Consumer Sciences Professional activities.

